



# BUDS and BUGS



Volume 5, Issue 6


Huron County Master Gardener Newsletter

## August 2004



MSU EXTENSION  
HURON COUNTY

### TABLE OF CONTENTS

|  |    |
|--|----|
| Designing—Mixed Garden   | 1  |
| Fairgrounds Garden   | 1  |
| Posting Calendar  | 2  |
| From Jim's Desk  | 3  |
| Garden Walk  | 3  |
| Lost   | 3  |
| Fair Booth Schedule  | 4  |
| Spring—Flowering Bulb Sale   | 4  |
| Spring Into Gardening Conference   | 4  |
| Gardening Seminar  | 5  |
| Drying Flowers   | 6  |
| Master Woodland Steward Program  | 6  |
| Master Gardener Notes from July Meeting  | 7  |
| Forest Pest and Gypsy Moth Trainings   | 9  |
| Calendar of Events   | 10 |

## DESIGNING FOR THE MIXED GARDEN II

(An MSU Extension - Bay County workshop experience)

By John Weis, Advanced Master Gardener

As indicated in the June article, we now take up the exercises that consisted of bed and house outlines. In designing, you will want to consider whether your design will be formal (mainly angular shapes), informal, or free-flowing. Consider SCALE. Is something too small or too large for the persons using it? For example, gardens designed for children and seniors in wheelchairs require a different scale. Also think of BALANCE. Now, while balance has to do with scale, it also has to do with weight. This aspect of design is pretty subjective as some would prefer an austere look or a desert scape to a full lush appearance. Clearly, a large shrub that has become a massive evergreen tree against a house would be both out of scale and out of balance. In some landscapes, RHYTHM, meaning repeated features, are important. A

hedge defining a walkway or cedar lining a path to the main building are examples of predictable elements. Rhythm gives a sense of orderliness and predictability. As in many things, and particularly in designing, "Less is more."

This leads to the ORGANIZATION OF THE SPACE. Some homeowners are looking for a space that enlarges the inside walls. Thus, a patio extends the inside to the outside. Others want a secluded area for meditation and others a children's play area or dog run. Some natural feature, like a stream, might be a main consideration. Some may want an implied enclosure. This might be a low hedge. For another, a quiet outdoor eating area offering privacy from the street might feature a waist high hedge with a

*(Continued on page 2)*

## FAIRGROUNDS GARDEN

John Weis met with a MG Committee to discuss his plan to bring back the Master Gardeners' fairgrounds garden... in spite of the horsetail!



The Sheriff's work crew threw us a curve. They won't be working with us until July 28; but John Weis and Diane McPhee started to lay cement pavers.

On Friday, July 23, at 6 p.m. all











MG's are welcome to tackle weeding, neatening, more pavers, and anything else you see needs to be done.


**NOTE:** Plants are not to be brought until closer to fair week — preferably on Sunday, August 8.

Plants should be brought to the MSU Extension office, labeled with their name and yours. After the fair you may take your plant and container home again.

**QUESTION:** Does anyone have the MG garden sign from the fairgrounds? It was taken down last year or the year before when the garden was not looking very good. With this project taking shape we can put it back up.

# August 2004

| Sun  | Mon  | Tue  | Wed  | Thu  | Fri  | Sat 1  |
|--|--|--|--|--|--|--|
| 1  | 2  | 3   | 4  | 5  | 6  | 7  |
| 8   | 9   | 10  | 11  | 12  | 13  | 14  |
| 15  | 16   | 17   | 18   | 19   | 20   | 21   |
| 22   | 23   | 24   | 25   | 26   | 27   | 28   |
| 29   | 30  | 31   |  |  |  |  |



## Schedule of Events in August

- 3 Master Gardener Monthly Meeting
- 8-15 Master Gardener Booth at Huron Community Fair
- 30 Thumb Rose Society Monthly Meeting

*Note— telephone numbers for these events are on page 10.*

### **Please post the following upcoming dates on your calendar and share with others:**

March 19, 2005 — MG Spring Into Gardening Conference

May 14, 2005 — MG Perennial Plant Sale

July 9, 2005 — MG Garden Walk (tentative)

*(Continued from page 1) DESIGNING*

tree limb offering a sense of a ceiling. In another situation, a hedge completely closing off the outside might be desired. So, you need to know what the homeowner wants.

Our first exercise was a curved bed line. First, use the 1/3 rule to establish the placement of the ACCENT or FOCAL POINT. As explained, this involves dividing any bed from left to right, top to bottom, into 1/3 units. On a crossing line insert your ACCENT feature. This could be a tree or pyramidal shrub. It could also be a fountain or pond. Next, using circular shapes, called BUBBLES, add other features taking into account taller and shorter shrubs. From your FOCAL POINT, add a TRANSITION piece that links one aspect of the bed to the other. Filler, border, and groundcover elements would complete the bed design.

Now, there are three elements that stand in a relationship to the ACCENT POINT. Any ACCENT might have a *background* element, or a *flanking* element, to the right or left or an *underlining* piece. Such an underlining element might be a groundcover or border. A flanking piece might be a filler or transition element. These were terms the instructor offered as a way to describe the vari-

ous features in the mixed garden design. Other designers might use different terminology. It's just a way to describe those features that stand in relationship to the ACCENT piece.

Exercise #2 was the angular shapes of a house, viewed as either a side yard or the main entrance. I decided to use a formal design, drawing a plaza off the main entrance with an alcove formed by a wall bed with smaller evergreen plants. A semi-circular bed was placed in the northwest corner and a bench in the southwest thus forming a quiet area off the main entrance. The walkway to the street had a right angle. It was mentioned that it is here – at any curve or angle – that you will want to place an ACCENT feature, as it is here that the eye slows down to take notice. Thus, an accent shrub or tree or even a bench could be added.



In subsequent exercises, we were asked to include other features: filler, transitional, groundcover and border features. Two drawings were now needed, a bird's eye view and an elevation sketch. Dotted lines would connect from the circles in the bird's eye view to the placement of elevation pieces correspondingly, so y

*(Continued on page 9)*

## From Jim's Desk



*Dear  
Huron County  
Master  
Gardeners,*

What a summer! We've finished this year's series and I am really pleased with the caliber of this year's graduates!!! I look forward to their involvement and contribution to our program. It seems that summer is finally upon us, we're finally getting some of the much needed heat units that will help our yards and gardens and well as our food system.

I find myself looking back each year at our Garden Walk and marveling to myself that it couldn't possibly be any better in the future; this year is no exception. Well, as always I have to congratulate all of you dedicated MG's that made this year's another amazing event. We've received so many compliments on the quality of the Walk and a special thanks to Denise Pattison for her stellar leadership. We were able to show a net gain even with investment of proceeds to purchase some fine quality signage that will serve us well for years to come.

John Weis deserves an "atta boy" from all of us on his leadership with the Fairgrounds garden. He is well on the way to providing us with a great demo on Horsetail management gardening. Stop by and take a look at it, it's really coming together nicely.

If you haven't been by the office lately do stop in to view that color and beauty contributed to our office by the new MG raised flower garden next to our entrance. I think people easily overlook how much you folks have added to Huron County Extension — unless they stop and add up all of the many projects and assets attributable to your program.

Happy gardening!

*James E. Mantey*

James Mantey  
Extension Agricultural Agent  
Master Gardener Advisor



### GARDEN WALK

A total of 108 tickets were sold for this year's Garden Walk. Income was \$930. Expenses were \$661.81, leaving a balance of \$268.19. Expenses included a major purchase (\$598.74) for the street signs we will use year after year for the Garden Walk, as well as the Spring Into Gardening Conference.

This was a terrific year, even the weather cooperated! Thank you to everyone who participated!

### LOST

Jim is looking for what was left of our bag of Simazine (weed killer) that was last seen in the MSU Extension Conference Room.

Anyone knowing what became of this, please help me out. I might have been told who was taking it but my memory has failed me!

Carol at MSU Extension, 989-269-9949

## FAIR BOOTH SCHEDULE



We have the same booth space we had last year — and that's a good thing! We had a corner booth and that allowed us more flexibility in our set-up, plus being at the end of the building gave us a bit more air circulation and visibility.

There are still openings to be claimed for the Master Gardener booth at the Huron Community Fair:

Set-up on Sunday, August 8, needs two more workers.

Monday, August 9, has openings for one person from 1:00-7:00 p.m. You do not need to work all 7 hours, just whichever ones work for you.

Tuesday, August 10, needs one worker from 3:00-5:00 p.m. and 6:00-7:00 p.m.

Wednesday, August 11, is filled except for one hour: 5:00-6:00 p.m.

Thursday, August 12, is totally filled!

Friday, August 13, needs one worker for most of the hours: 11:00 a.m.—7:00 p.m.

Saturday, August 14, needs one worker from 11:00-12:00 noon and two workers for 3:00—10:00 p.m.

Tear down on Sunday, August 15, needs 3 workers. This needs to be done between 9:00 and 12:00 noon.

Call the MSUE office to sign up (989-269-9949).

## SPRING-FLOWERING BULB SALE

The bulbs have been ordered and we need publicity at the fair on our upcoming sale. Details are:

### Master Gardeners of Huron County BULB SALE

**Saturday, September 25**

**9:00 a.m.— 1:00 p.m.**

**EconoLodge Inn**

**Bad Axe**

Thanks to Doroithian Meyer and Keri Pangborn for selecting the bulbs for our sale.

Thanks to Jo Doyle for finding a site for our sale and working out the details with the motel.

A volunteer(s) is needed to make posters/flyers. Call to volunteer. Volunteer hours (administrative) are available for this.

## SPRING INTO GARDENING CONFERENCE

We are lining up speakers for our Spring Into Gardening Conference for Saturday, March 19, 2005, at Uby Heights Country Club.

Plans are to have 8 classes again, with a keynote speaker at lunch time. Those confirmed as speakers are:

Janet Mancunovich, Detroit News writer — keynote speaker, plus 1 class to be determined

Dr. Duke Elsner, The Bug Guy — butterfly gardening



Barb Fenningsdorf, Boon Dock Perennials — bog gardens

Nancy Lindley, Great Lakes Roses, author — rugosa

**Master Gardeners  
Huron County** roses

## GARDENING SEMINAR OCTOBER 2 IN SAGINAW

Don't give up on gardening when the leaves turn color!

The Saginaw Valley Master Gardener Association invites you to its inaugural fall seminar, "An Autumn Affair for Gardeners," from 8 a.m. to 4 p.m. Saturday, Oct. 2, at Saginaw Valley State University, Regional Education Center, Ott Auditorium

The university is located off M-84 (Bay Road), near Pierce Road, between Saginaw and Bay City.\

You do not have to be a Master Gardener to attend. The seminar, including four classes, box lunch and snacks, costs \$50. **Registration deadline is Sept. 15.** Master Gardeners receive four education hours.

The conference topics and speakers are:

##### Keynote speaker Frederick W. Case Jr., internationally known plant expert, will open the day-long conference, discussing **"Wildflowers."** Case has lectured worldwide, won top national horticultural honors, and authored four books and numerous papers.

##### **"Forcing Bulbs and Bulbs for Fall Planting"** features Grey Gitzen, Advanced Master Gardener, detailing how to force bulbs into bloom indoors and what to do this fall for a beautiful outdoor floral display next spring.

##### **"Turf Management"** with Jerry Somalski, owner of Bay Landscaping, Essexville, provides his special expertise on improving your lawn, from seed selection to maintenance.

##### **"The Garden in the Fall"** with Advanced Master Gardener Peggy Shaver covers all the tasks necessary in fall to prepare for winter and be ready for spring.

### Conference schedule

- 8:30 a.m. - 9 a.m. Registration/refreshments (pastries, coffee, juice)
- 9 a.m. - 9:15 a.m. Welcome
- 9:15 a.m.- 10:30 a.m. "Wildflowers" with Frederick W. Case Jr.
- 10:30 a.m. - 11 a.m. Break
- 11 a.m. - noon "Forcing Bulbs and Bulbs for Fall Planting" with Grey Gitzen
- Noon - 1:30p.m. Box lunch
- 1:30 p.m. - 2:30 p.m. "Turf Management" with Jerry Somalski
- 2:30 p.m. -2:45 p.m. Break/Snack (cookies, apples, drink)
- 2:45 p.m.-3:45 p.m. "The Garden in the Fall" with Peggy Shaver
- 3:45 p.m. Conference wrap-up

### Registration Form

Name \_\_\_\_\_

Address \_\_\_\_\_

City \_\_\_\_\_ State \_\_\_\_\_ Zip \_\_\_\_\_ Phone \_\_\_\_\_

E-mail (conference purposes only) \_\_\_\_\_

Select one entree for box lunch, which includes chips, cookies, pop:

- Roast beef/provolone cheese sandwich \_\_\_\_\_
- Turkey/Swiss cheese wrap \_\_\_\_\_
- Vegetarian \_\_\_\_\_

Make check, \$50 for each person attending, payable to Saginaw Valley Master Gardener Association. Mail to SVMGA Treasurer Deb Keller, 1604 N. Thomas Road, Saginaw, MI 48609. You will receive written confirmation of your registration. There are no refunds; substitutes are acceptable. For information, please call Gail Caird at (989) 793-1942 or Judy Henning at (989) 799-4136.

## DRYING FLOWERS

From Garden Guides.com

### Selecting Flowers

€ Choose only the best flowers, since drying will emphasize imperfections.

€ Pick late in the morning when plants are dry but not wilted from heat and sun.

€ Select flowers at different stages of development, from buds to fully open blossoms. Flowers will open further as they dry.

€ Blue, orange and pink flowers will retain the best color when dried.

€ If you can't begin drying your flowers immediately, immerse them in a bucket of lukewarm water in a cool, dry place.

### Air Drying

All you need to air dry your flowers is a warm, dry place with adequate air circulation. Attics, potting sheds and garages are ideal as long as they aren't stuffy.

Most plants dry best when tied in bunches and hung upside down. Make sure the plants are dry when you tie them, and remove all leaves, unless

they also dry well. Tie 6 to 10 stems together about two inches from the stem ends, or use a rubber band to fasten them together. Your plants are thoroughly dry when the stems snap easily. This can take up to three weeks.

Chinese lanterns, baby's breath, poppy seed-heads and globe thistles dry better right-side up. Simply place the plants in a wide-mouth jar or coffee can to dry.

When drying ageratums, hydrangeas, yarrows, alliums, bells-of-Ireland and heather, place them right-side up in a container with about 1/2-inch of water in the bottom. As the plants dry the water will evaporate.

Because they are top-heavy, it's best to dry fennel, dill, Queen-Anne's-lace and edelweiss by placing the stems through the holes in 1/4-inch hardware cloth. The hardware cloth will support the heavy heads, while the stems hang loosely below.

Globe Amaranth, strawflowers and immortelle have weak stems. These stems should be removed

*(Continued on page 8)*

## MASTER WOODLAND STEWARD PROGRAM

Dean Solomon, Extension Program Coordinator, KBS Land and Water Program

The Forestry AoE is now accepting applications for the Master Woodland Steward Program, which will be held at the Kellogg Biological Station and Kellogg Experimental Forest, September 24-26. This is an intensive training program designed to enable woodland owners to be better stewards of their own land and to teach others about the importance of wise forest stewardship.

This year's program is long-weekend format, with participants staying overnight at KBS. We're looking forward to this approach, which will give us more contact time, greater outdoor learning opportunities and more chance for the Master Woodland Stewards to get to know each other.

Program information, brochure and registration

information is available at [www.kbs.msu.edu/extension/mws](http://www.kbs.msu.edu/extension/mws). Feel free to pass this information on to woodland owners in your county. If you would like a small number of program brochures, please contact Leah Frost at the KBS Land and Water Program, [leah.frost@kbs.msu.edu](mailto:leah.frost@kbs.msu.edu), 269-671-2412 x223.

If you don't have internet access, contact Carol at the MSU Extension office in Bad Axe: 989-269-9949. She has ordered brochures and will get one to you when they come in.



## MASTER GARDENER NOTES

July 6, 2004

A special meeting of the Huron County Master Gardeners began at 6:30 p.m. in the MSU Extension office conference room with guest speaker Carrie Andrigh of the Michigan Department of Agriculture giving a presentation related to our Perennial Plant Sale. Some items covered were licensing choices and items to be considered, including inviting other growers to sell at our sale. She also showed examples and covered many of the diseases, bacterium and insects she finds during her nursery inspections.

After 7:45 p.m. our regular monthly meeting continued with Anita Booms as moderator due to the absence of Jim Mantey, MG advisor. The following Master Gardeners and trainees were present: Anita Booms, Jo Doyle, Susan McNamee, Mary Ann Mazure, Dorothea Meyer, Denise Pattison, Dorislee Doyle, Mary Falkenberg, Evelyn Gainor, Sandy Green, Jim Holtrop, Melvin Hoppe, Joan Kolar, Priscilla Kreh, Sandy Lanuzza, Dorothy Mantey, Patt Maurer, Keri Pangborn, Linda Roggenbuck, Cynthia Thompson, Carol Weber and MSU Extension Secretary Carol Holtrop.

Master Gardener Theresa Woodward sent in the following: white plastic grocery bags appear to work very well at keeping deer out of her gardens. Carol Holtrop has learned that there will be a second Household Hazardous Waste collection this fall. Jim Mantey wanted to know if anyone knew where the bag of Simazine from last month's meeting had gone. (No one did) An email came through on a Turfgrass workshop coming up in July.

### Old Business included:

\*Fairgrounds Garden – John Weis is the Chair of this committee, which will meet at the MSUE office on July 13 at 1:00 p.m. Joan Kolar volunteered to move the pavement pieces to the fairgrounds with their bucket/forklift. Mary Falkenberg donated some container plants for the raised flower bed. Other committee members are Cynthia Thompson, Keri Pangborn, Linda Roggenbuck, and Carol Weber. Anyone wishing to contribute a container is asked to start a container NOW.

\*Garden Walk – Denise Pattison is Coordinator. Ticket sellers this year are: MSU Extension, McDonald's Food and Family Center, The Pigeon Hole, Caseville Gifts and Books, Corner Store, Heins' Hardware, Up-the-Grove Gifts and Antiques, and Ruth State Bank. Tickets and posters have been delivered. Signs for the gardens were delivered today and need to be taken to the gardens to be displayed ASAP.

\*Huron County Press's Garden Contest – We have not heard how many gardens are in the contest yet. Molly Dando was on vacation. Judges are: Evelyn Gainor, Dorothea Meyer, John Weis, Eileen Spearman, Keri Pangborn, Theresa Woodward, Sally Suttle, Sandy Green and Dorothy Mantey. Judging is set for July 14 at 4:00 p.m., with a rain date of July 15. Information will be sent to judges when it becomes available.

\*Fair Booth – Co-chairpersons are Patt Maurer and Bev Palmer. One container has been planted, another one will be planted by Error Plant Farm. A sign-up schedule was circulated.

\*Thank you's were extended to John Weis and May Falkenberg for their articles this month. Others are still needed.

\*Volunteers are still needed for answering homeowner calls in the office.

\*Medical Care Facility and Sunny Acres gardens were reported on by Mary Ann Mazure. She is receiving good support from administration at the Medical Care. At Sunny Acres they have broken ground and planted 2 flower beds and the area around the gazebo. Many plants have been donated by various individuals.

\*The members of this year's Master Gardener class attending tonight's meeting were introduced: Melvin Hoppe, Jim Holtrop, Carol Weber, Cynthia

*(Continued on page 8)*

*(Continued from page 6) DRYING FLOWERS*

and replaced with florist's wire before the flower is dried. Cut the plant stem off 1/2-inch below the flower and insert floral wire up through the remaining stem and out through the center of the flower. Make a hook at the top of the wire, and pull it back down into (but not all the way through) the flower. The stem will shrink and dry tightly around the wire. Once the flower is dry, wrap floral tape around the stem and wire.

To strengthen you dried flowers, spray them with clear lacquer, hair spray or clear craft spray.

### **Microwave Drying**

You will have to test a few plants to determine the drying time. Two minutes set on "high" is a good starting point. Put the plant material inside folded paper towels, and place a dish on top of them to keep the leaves and petals from curling. Place a small dish of water in the microwave with the flowers.

### **Desiccant Drying**

Flowers dried in desiccants retain the best color and shape. Silica desiccants are the most popular, and can be purchased at hobby and craft stores. Follow the package directions for best results.

### **Flowers for Drying**

[www.gardenguide.com/seedcatalog/theme/drying.htm](http://www.gardenguide.com/seedcatalog/theme/drying.htm) provides links to: Bachelor Button, Bells of Ireland, Bishop's Flower, Bunny Tails, Chamomile, Cleome (Seed Pods Only), Chinese Lantern, Columbine: Mckana's Giant Mix, Coreopsis Double Sunburst, Corn Cockle: Milas Rose Queen, Gomphrena, Immortelle, Kanutia, Lady's Mantle, Larkspur, Love-In-A-Mist, Salvia, Statice, Strawflowers, and Zinnia.

*(Continued from page 7) MG NOTES*

Thompson and Carol Holtrop. There are six other members who were not present tonight.

### New Business included:

\*Cynthia Thompson gave a short presentation on the MG series she just completed.

\*Bulb Sale – Keri Pangborn and Dorothea Meyer volunteered to select bulbs and plan the Bulb Sale at the EconoLodge Inn, Bad Axe, which is scheduled for September 25.

\*Tables and shelving – It was agreed that purchasing a number of tables for use with MG classes and activities would be approved. It was also approved that shelving for the MG library would be built to fit in the Master Gardener office.

\*Thumb Rose Society has requested Master Gardeners to make table arrangements for their District

Convention April 8 & 9 in Bad Axe. This will be confirmed as volunteer hours with Jim Mantey.

\*Badge and certificate were presented to Joan Kolar for successful completion of her Basic MG requirements. A certification card was also presented to Susan McNamee.

The meeting adjourned to the garage where Dorothea Meyer gave a demonstration on the construction, planting and maintenance of the Earth Box which will be on display at our Fair Booth.

The next meeting of the Master Gardeners will meet on August 3 at 7:00 p.m. in the MSUE Conference Room, Bad Axe.

Submitted by,  
Carol Holtrop  
MSUE Secretary and MG Trainee

## FOREST PEST WORKSHOP — September 15 SPECIAL GYPSY MOTH SESSION — September 14

The many new and established insects and diseases attacking trees across Michigan will be the topic of the Annual Michigan Forest Pest Workshop planned for September 15, 2004, and open to anyone interested in learning options for dealing with tree problems.

The one-day workshop will be at the Ralph A. MacMullen Conference Center on the north shore of Higgins Lake beginning at 8:30 a.m. Wednesday and wrapping up at 4 p.m. The forest pest training will feature knowledgeable speakers addressing topics from identifying insect and disease problems to what options can be considered. Relatively new threats such as emerald ash borer, Asian long-horned beetle, and oak wilt will be addressed along with diseases and pests which have traditionally threatened Michigan trees.

The cost is \$25 for the day-long conference and includes lunch, snacks and refreshments during breaks and materials. The cost for those wanting overnight accommodations, all meals and conference fees is \$100 (single rooms are \$26 extra).

In addition, there is an additional one-day training for gypsy moth suppression on Tuesday, September 14 also at the RAM Center. This seminar is aimed at persons ad-

ministering a gypsy moth suppression program or facing a gypsy moth infestation. There will be an introductory session from 10 a.m. to noon with beginning level information and an afternoon session from 1 to 5 p.m. on more advanced gypsy moth topics. The cost is \$25 for Tuesdays Gypsy Moth Workshop, including lunch, snacks and materials. Overnight accommodations and meals are available at \$100 per person.

Anyone wishing more information on registration for either or both workshops can contact Roger Lintemuth of the Michigan Gypsy Moth & Other Exotic Forest Pest Education Program at [lintemur@msue.msu.edu](mailto:lintemur@msue.msu.edu) or call (989) 772-2243.

The workshop is suggested for Michigan State University Extension staff, **Master Gardeners**, educators, foresters, interested homeowners, landscaping and horticultural businesses, county and/or municipal staff involved in tree work and related decisions, Soil Conservation staff and anyone interested in trees and tree health. A variety of handouts will be available from speakers currently involved in forest pest work around the state.

*(Continued from page 2) DESIGNING*

ou could see both placement and elevations. Next, a chart involving a KEY so that your circle elements would be lettered as A, B, C, D, E, F, etc. For example, A could equal ACCENT piece; B, TRANSITIONAL; C, GROUND COVER; D, FILLERS; E, BORDERS; F, BACKGROUND. Another column was labeled FORM. Here would be listed in the various letter columns the plant type, such as "Medium Herbaceous Perennial - Mound." Mound referred to the shape. Other shapes might be vertical, vase-shaped, conical, etc. The next column was labeled TEXTURE (coarse, fine, medium); then COLOR, then BLOOM PERIOD.

With this chart, you could observe the entire layout of the bed, along with the sketch showing plant sizes and relationships and elevation. Next, you will need to know how many plants to buy for each letter section. Here the graph paper comes in handy as there are four squares to an inch, with each quarter equal to a foot. Thus, if section A is 3' x 4' or 12 sq. feet, and your plant growth is 12", you will need approximately 10 to 12

plants. An easy way to do this is to cut out circles representing 12", 18" and 24". These cutouts can be placed in the graph paper design showing just how many plants you can place in any lettered section. There is also a "spacing chart" that offers a division factor. Thus, for example, if you are planting astilbe with a spread of 18" in a bed 8' x 2', equaling 16 sq. feet, you go down to the spacing column showing 18" and look across at the division number which is 2.25 and divide that by 16 (16 divided by 2.25 = 7) telling you that you need 7 plants.

Well, that is the short of it. If you wanted the long of it, it would cost you \$75, which included lunch, a live instructor, and participants asking all the questions you never thought to ask.

## Calendar of Events

Call the numbers listed for times, fees and a more detailed description of the event.

**Thumb Rose Society** (989) 269-7154  
August 30 Bad Axe Intermediate School, 7:00 p.m.  
Speaker will be Nancy Lindley, Great Lakes  
Roses.

**Bloomers Garden Club** (989) 479-6347

**Women's Farm & Garden** (989) 479-9075



**Michigan State University** (517) 355-6469

**MSU Extension, Bad Axe** (989) 269-9949  
Aug. 3 Master Gardener Monthly Meeting,  
7:00 p.m., MSUE Conference Room, 99  
W. Soper Road, Suite B, Bad Axe

**Huron Community Fair, Bad Axe** (989) 269-9949  
Aug. 8-14 Master Gardener fair booth  
Set-up — August 8  
Tear down — August 15

Master Gardener Program  
MSU Extension – Huron County  
99 W. Soper Road, Suite B  
Bad Axe, MI 48413-8272