

Michigan State University Extension



Michigan State University Extension (MSUE) helps people improve their lives through an educational process that applies knowledge to critical issues, needs and opportunities.

Since its beginning, Extension in Michigan has focused on bringing knowledge-based educational programs to the people of the state to improve their lives and communities. Today, community based agents supported by on-campus faculty members are serving every county, providing base programs focusing on agriculture and natural resources; children, youth and families; and community and economic development.

For more information contact:

MSU Extension - Menominee County
County Extension Director
S904 U.S. Highway 41
Stephenson, MI 49887-0157
Phone: 906-753-2209
E-mail: menomine@msue.msu.edu

A portrait of **Menominee County**



Bringing Knowledge to Life!

MICHIGAN STATE
UNIVERSITY
EXTENSION

MICHIGAN STATE
UNIVERSITY
EXTENSION

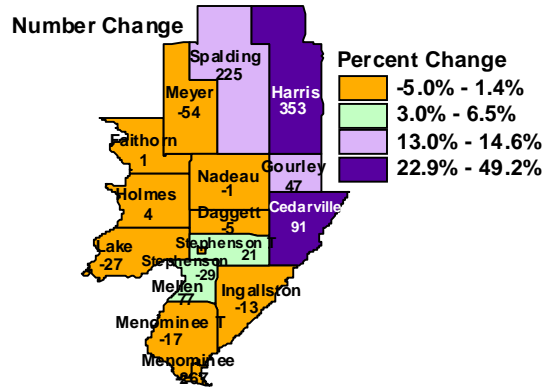
Michigan State University Extension programs and materials are open to all without regard to race, color, national origin, gender, religion, age, disability, political beliefs, sexual orientation, marital status or family status.

Michigan State University, U.S. Department of Agriculture and counties cooperating.
Michigan State University is an affirmative-action, equal-opportunity institution.

Population

Menominee County

Change from 1990 to 2000

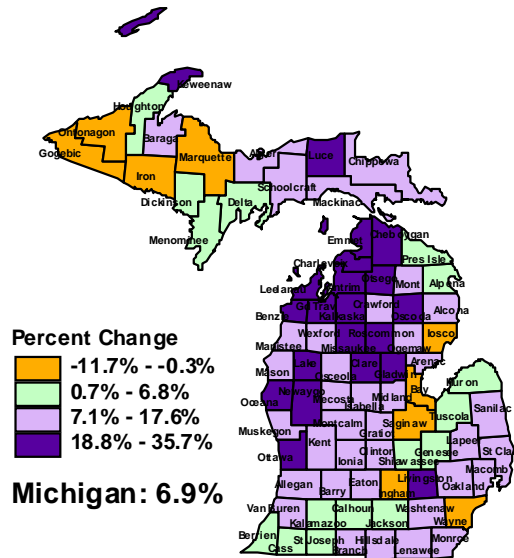


Menominee County had 25,326 people in 2000, ranking as the 58th most populous county in Michigan. The population decreased by 406 persons, or 1.6% since 1990.

Cedarville Township showed the largest percentage gain from 1990 to 2000 at 49.2 percent. Harris Township showed the largest number gain of 353 people.

There were 326 live births in Menominee in 1998, of which 49 were to mothers age 19 and under, 249 to mothers age 20 to 34 and 28 to mothers age 35 and over.

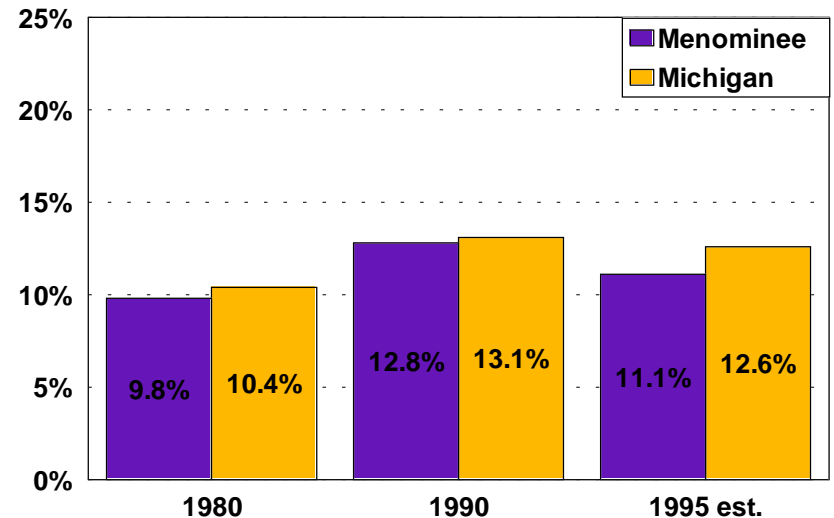
Population change (based on percent change) varied widely across Michigan counties.



Poverty

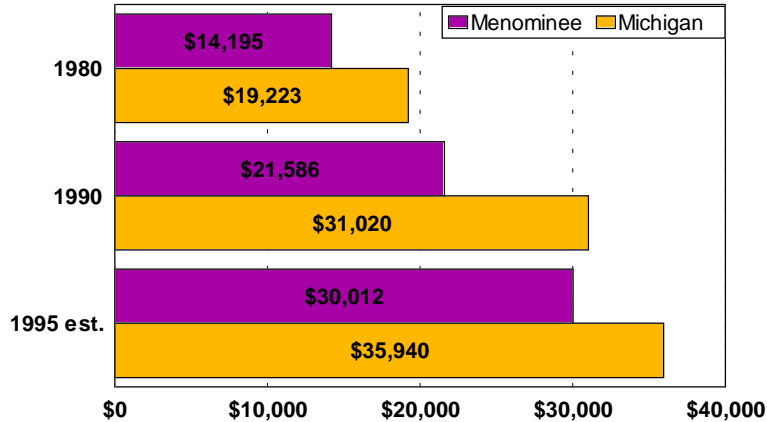
- In 1995, 2,751 persons in Menominee County were below the poverty line, decreasing from 3,132 persons in 1990.
- The poverty threshold for a family of four in 1995 was \$15,569. In 1990, it was \$13,360.
- Menominee County ranked 59th among all Michigan counties on the number of persons in poverty in 1995 and 58th on the poverty rate.
- Children represent the highest poverty rate of any age group. 967 kids (ages 0-17) in Menominee County were below the poverty level in 1995. This represents one child in seven. In 1990, 926 kids were poor.
- The poverty rate for Seniors (persons age 65 and over) in 1990 was 15.3 percent. This was down from the previous decade when the poverty rate for Seniors was 17.3 percent.

Poverty Rates of All Persons



Household Income

Median Household Income



- Between 1990 and 1995, households in Menominee County experienced an increase in real median income of 19.2 percent, from \$25,170 to \$30,012. Real income is adjusted for inflation based on changes in the Consumer Price Index.
- Compared to other Michigan counties, Menominee County ranked 51st in 1995 in median household income.
- Michigan leads most other Mid-West states in median household income at \$38,127 (1996 est.) ranking 4th among the 12 states in the region. Nationally, we rank in the top third. The U.S. median income was \$35,492.
- PerCapita income in Menominee County in 1998 was \$20,980, compared to \$18,526 in 1990 (in 1998 dollars), a 13.2 percent increase.

Household Income Distribution*

	\$ 0 - \$24,999	\$25,000 - 49,999	\$50,000 +
Menominee	57.0%	32.5%	10.5%
Michigan	40.6%	34.1%	25.5%

* 1990 Census of Population & Housing

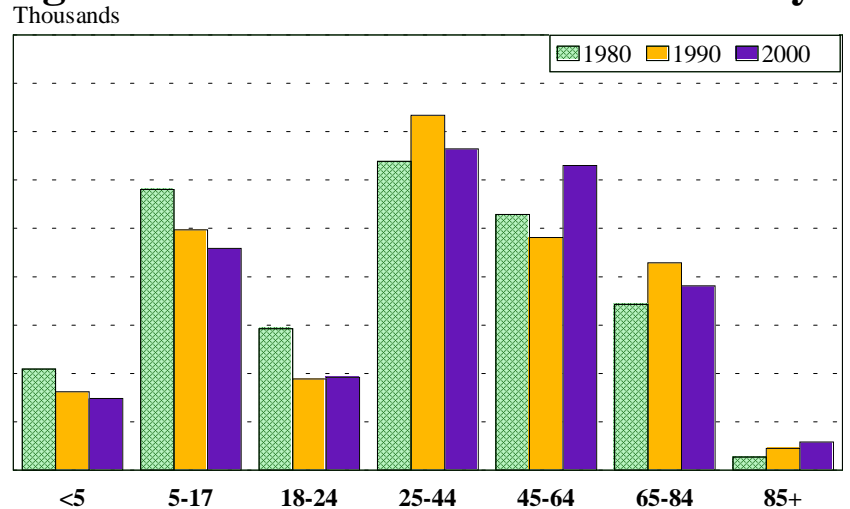
Age

The Median age of Menominee residents continues to go up:

	1980	1990	2000
Menominee	30.7	35.8	40.4
Michigan	28.8	32.6	35.9
U.S.	30.0	33.0	36.5

- Of the 25,326 people who lived in Menominee in 2000, 58.7 percent were between 18 and 64 years of age; the remaining 41.3 percent included 5.8 percent children under the age of 5, 18.1 percent youth ages 5 to 17 and 17.3 percent over the age of 65.
- The fastest growing age group is the 45 to 64 year -olds, which includes the oldest of the “baby boomers.” This group grew by 1,484 or 30.8 percent since 1990.
- “Seasoned citizens,” those age 65 and over, increased by 104 or 2.4 percent since 1990. One in six Menominee residents is age 65 or older.

Age Distribution in Menominee County



Multiculturalism



- .. In 2000, Menominee County's population included 12,595 males and 12,731 females, or 49.7 percent and 50.3 percent respectively. For Michigan, males represent 48.7 percent and females 51.3 percent.
- .. Of the 10,529 households living in Menominee County in 2000, 8,371 or 79.5 percent owned their own home and 2,158 or 20.5 percent rented. For Michigan, the rate of home ownership was 71.0 percent and those renting 29.0 percent.
- .. Six to ten percent of the U.S. population are gay, lesbian, bisexual or transgendered persons according to the *Cultural Diversity Sourcebook*.
- .. One out of five Michigan citizens, approximately two million people, experience a disability according to the Michigan Centers for Independent Living.

Race and Hispanic or Latino Origin: 2000

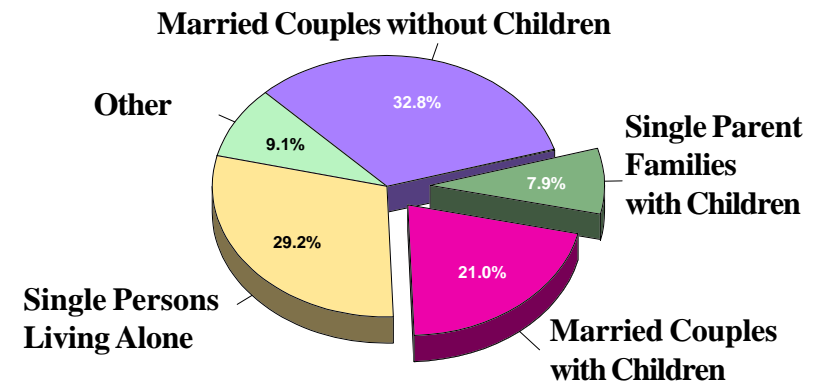
	Menominee County		Michigan
	Number	Percent	Percent
White*	24,270	95.8	78.6
Black*	25	0.1	14.1
American Indian*	552	2.2	0.5
Asian*	54	0.2	1.8
Other*	9	0.0	0.1
Two or more races*	226	0.9	1.6
Hispanic or Latino	190	0.8	3.3

* Not Hispanic or Latino

Households & Families

- .. There were 201 marriages in Menominee County during 1998, down from 1990 when 221 marriages occurred. Across the state, marriage numbers and rates have fallen since the '70s.
- .. In Michigan, median age at marriage continues to go up, from age 25 for males and 23 for females in the mid'70s, to age 28 for males and 26 for females in 1998.
- .. 65.1 percent of all marriages in Michigan in 1998 were first marriages, down from 66.8 percent a decade earlier.
- .. The divorce rate in Menominee County in 1990 was 9.1 when 113 divorces occurred. In 1998, the rate was 9.3 when 114 marriages ended in divorce.
- .. In 1998, 37,210 Michigan children were impacted by divorce of their parents. These numbers have declined since 1976 when Michigan reached a peak of 49,555 children involved in divorce.
- .. In 1990, 1,027 children in Menominee County under age 18 lived with a single parent. This represented 15.6 percent of all children in Menominee. In Michigan, 22.5 percent of all children lived in single parent families.

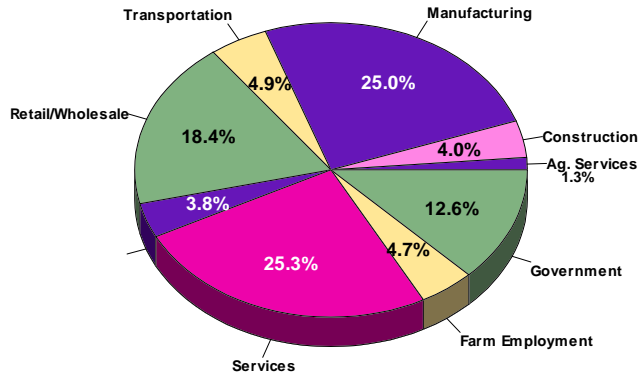
Types of Households in Menominee County



2000 Census of Population and Housing

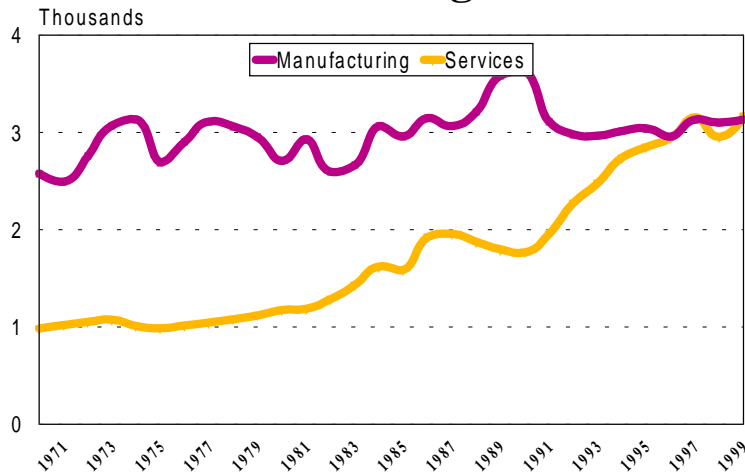
Employment

1999 Employment by Industry in Menominee County



- The total number of full- and part-time jobs has increased in Menominee from 11,035 in 1990 to 12,543 in 1999, a 13.7 percent increase.
- Services accounted for 25.3% of all employment in 1999, leading the Manufacturing industry by only 0.3 percentage points. Jobs in Services have risen the fastest of all industries, climbing 79.4 percent since 1990.

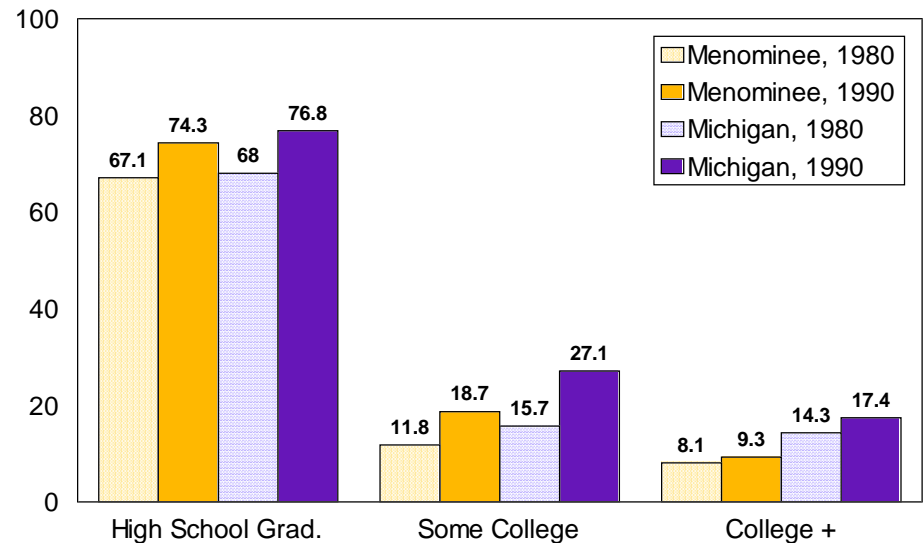
Jobs in Manufacturing & Services



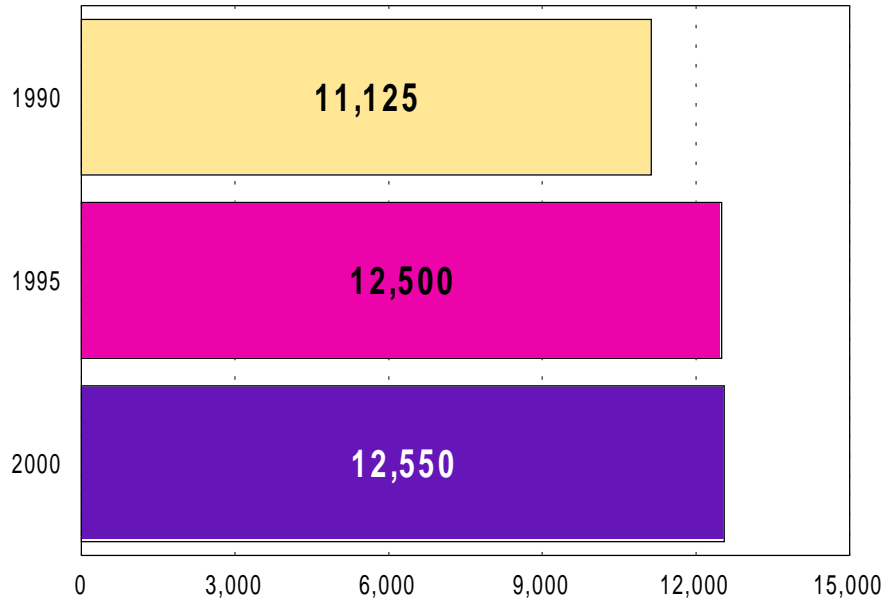
Education

- High school graduation rates increased significantly from 1980 to 1990 for persons age twenty-five and over – by 7.2 percentage points in Menominee County and 8.8 percentage points in Michigan. This is due largely to the fact that a much higher rate of young adults (age 25-29) has completed high school than those in older age groups.
- Menominee County lags behind Michigan for those persons age 25 and over with a college degree. In 1990, 17.4 percent in Michigan had a college degree; in Menominee County the rate was 9.3 percent. Menominee ranks 61 among Michigan’s 83 counties for persons age 25 and over with a college degree.
- 25 students dropped out of high school in Menominee County during the 1997-98 school year for a rate of 1.8 percent. This is down from 1990-91 when 32 students dropped out (2.7 percent).

Educational Attainment Persons 25 and Over



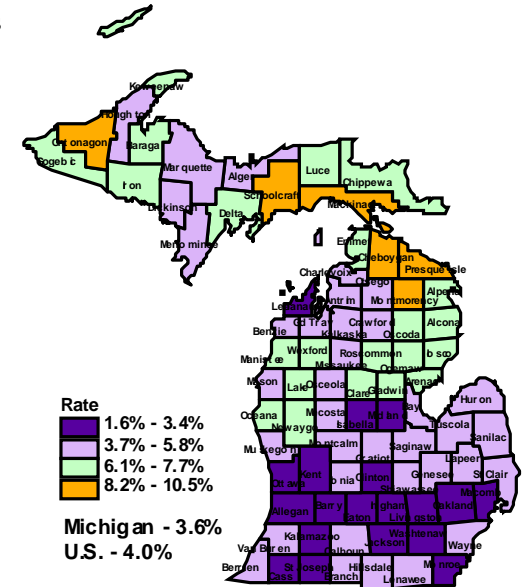
Total Number of Persons Employed in Menominee County



- The Labor Force consists of those who are employed and those currently unemployed but seeking employment. Menominee's labor force has grown from 11,975 in 1990 to 13,175 in 2000.
- In 1990, 92.9 percent of the labor force was employed; in 2000 that increased to 95.3 percent employed.
- 65.7 percent of Menominee's population age 16 and over were in the labor force in 2000, up from 62.9 percent in 1990.
- Seventy-three percent of all women with school age children worked in 1990, over 20 percentage points higher than in 1980. Nearly seven out of ten women with children under age six were in the work force in 1990, compared to four out of ten in 1980.

2000 Unemployment Rate

- Even though Michigan's overall unemployment rate was low in 2000, many counties continue to experience high rates.
- Menominee County's annual average unemployment rate in 2000 was 4.6 percent, compared to 4.9 percent in 1999 and 7.0 percent in 1990. 600 people were unemployed in 2000, compared to 850 in 1990.
- Michigan experienced high unemployment rates during the early '90s. In 1994 for the first time Michigan's rate was lower than the U.S. rate.



Unemployment Rate: 1980 - 2000

