

Michigan State University Extension



Michigan State University Extension (MSUE) helps people improve their lives through an educational process that applies knowledge to critical issues, needs and opportunities.

Since its beginning, Extension in Michigan has focused on bringing knowledge-based educational programs to the people of the state to improve their lives and communities. Today, community based agents supported by on-campus faculty members are serving every county, providing base programs focusing on agriculture and natural resources; children, youth and families; and community and economic development.

For more information contact:

MSU Extension - Grand Traverse
County Extension Director
Suite A
520 West Front Street
Traverse City, MI 49684
231-922-4627
E-mail: grandtra@msue.msu.edu

A portrait of **Grand Traverse County**



Bringing Knowledge to Life!

MICHIGAN STATE
UNIVERSITY
EXTENSION

MICHIGAN STATE
UNIVERSITY
EXTENSION

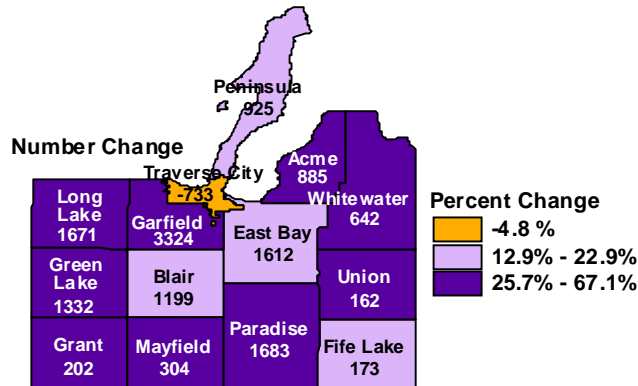
Michigan State University Extension programs and materials are open to all without regard to race, color, national origin, gender, religion, age, disability, political beliefs, sexual orientation, marital status or family status.

Michigan State University, U.S. Department of Agriculture and counties cooperating.
Michigan State University is an affirmative-action, equal-opportunity institution.

Population

Grand Traverse County

Change from 1990 to 2000

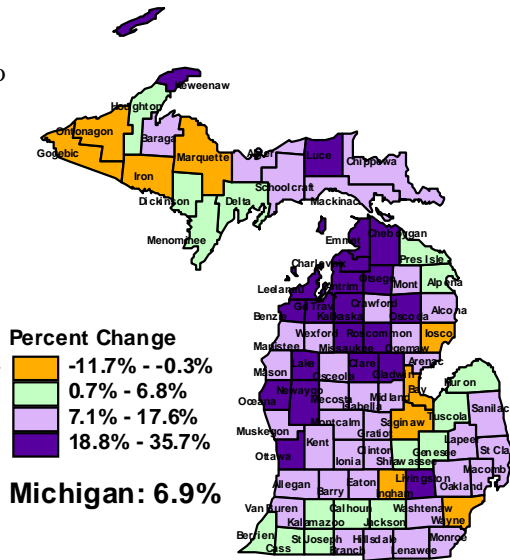


Grand Traverse County had 77,654 people in 2000, ranking as the 24th most populous county in Michigan. The population increased by 13,381 persons, or 20.8% since 1990.

Paradise Township showed the largest percentage gain from 1990 to 2000 at 67.1 percent. Garfield Township showed the largest number gain of 3,324 people.

There were 926 live births in Grand Traverse County in 1998, of which 89 were to mothers age 19 and under, 695 to mothers age 20 to 34 and 142 to mothers age 35 and over.

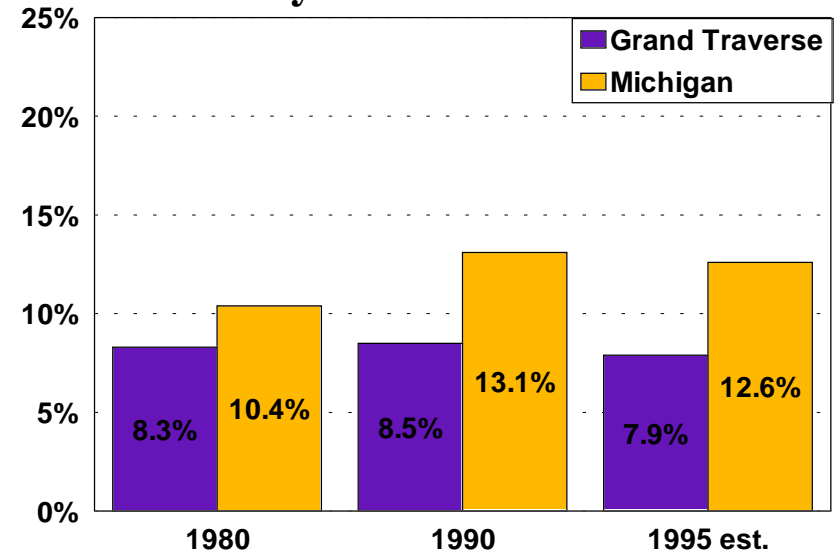
Population change (based on percent change) varied widely across Michigan counties.



Poverty

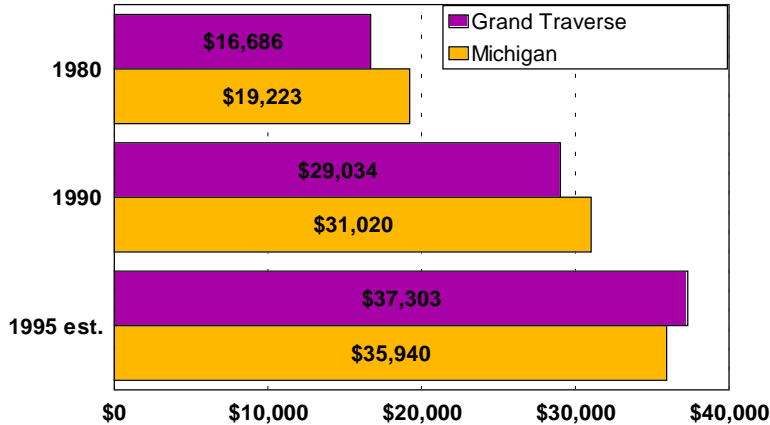
- In 1995, 5,716 persons in Grand Traverse County were below the poverty line, increasing from 5,375 persons in 1990.
- The poverty threshold for a family of four in 1995 was \$15,569. In 1990, it was \$13,360.
- Grand Traverse County ranked 34th among all Michigan counties on the number of persons in poverty in 1995 and 76th on the poverty rate.
- Children represent the highest poverty rate of any age group. 2,232 kids (ages 0-17) in Grand Traverse County were below the poverty level in 1995. This represents one child in nine. In 1990, 1,939 kids were poor.
- The poverty rate for Seniors (persons age 65 and over) in 1990 was 8.0 percent. This was down from the previous decade when the poverty rate for Seniors was 14.2 percent.

Poverty Rates of All Persons



Household Income

Median Household Income



- Between 1990 and 1995, households in Grand Traverse County experienced an increase in real median income of 10.2 percent, from \$33,854 to \$37,303. Real income is adjusted for inflation based on changes in the Consumer Price Index.
- Compared to other Michigan counties, Grand Traverse County ranked 19th in 1995 in median household income.
- Michigan leads most other Mid-West states in median household income at \$38,127 (1996 est.) ranking 4th among the 12 states in the region. Nationally, we rank in the top third. The U.S. median income was \$35,492.
- PerCapita income in Grand Traverse County in 1998 was \$26,535, compared to \$22,713 in 1990 (in 1998 dollars), a 16.8 percent increase.

Household Income Distribution*

	\$ 0 - \$24,999	\$25,000 - 49,999	\$50,000 +
Grand Traverse	41.0%	38.7%	20.4%
Michigan	40.6%	34.1%	25.5%

* 1990 Census of Population & Housing

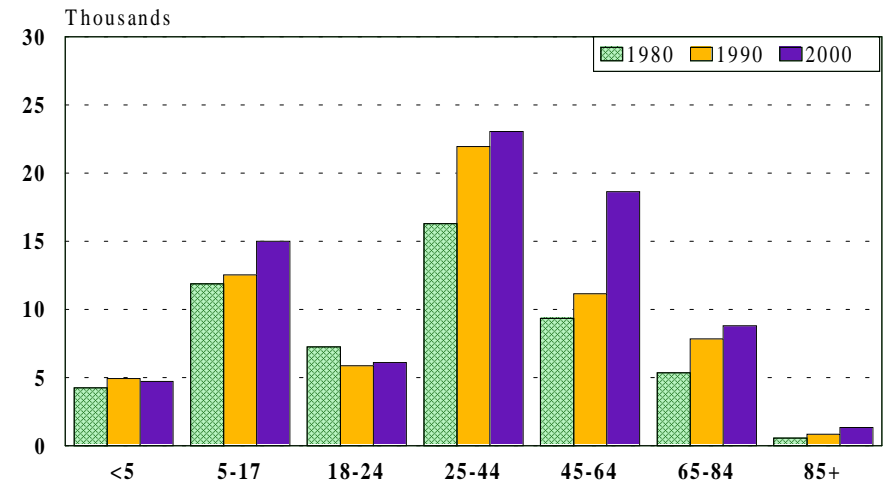
Age

The Median age of Grand Traverse residents continues to go up:

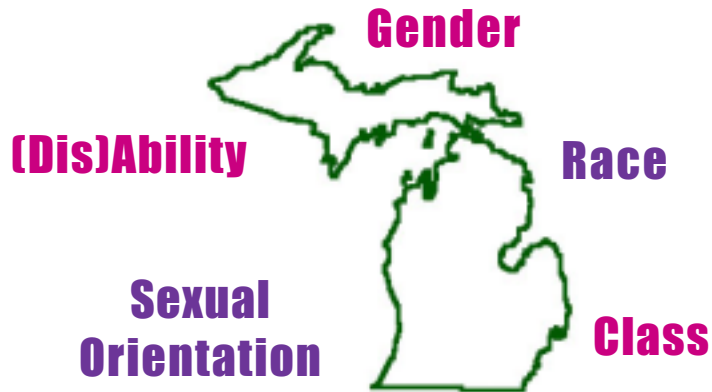
	1980	1990	2000
Grand Traverse	28.8	33.2	37.7
Michigan	28.8	32.6	35.5
U.S.	30.0	33.0	35.3

- Of the 77,654 people who lived in Grand Traverse in 2000, 61.5 percent were between 18 and 64 years of age; the remaining 38.5 percent included 6.1 percent children under the age of 5, 19.3 percent youth ages 5 to 17 and 13.1 percent over the age of 65.
- The fastest growing age group is the 45 to 64 year-olds, which includes the oldest of the “baby boomers.” This group grew by 7,487 or 67.2 percent since 1990.
- “Seasoned citizens,” those age 65 and over, grew by 2,299 or 29.3 percent since 1990. One in eight Grand Traverse residents is age 65 or older.

Age Distribution in Grand Traverse County



Multiculturalism



- In 2000, Grand Traverse population included 37,864 males and 39,790 females, or 48.8 percent and 51.2 percent respectively. For Michigan, males represent 48.7 percent and females 51.3 percent.
- Of the 30,396 households living in Grand Traverse County in 2000, 23,521 or 77.4 percent owned their own home and 6,875 or 22.6 percent rented. For Michigan, the rate of home ownership was 71.0 percent and those renting 29.0 percent.
- Six to ten percent of the U.S. population are gay, lesbian, bisexual or transgendered persons according to the *Cultural Diversity Sourcebook*.
- One out of five Michigan citizens, approximately two million people, experience a disability according to the Michigan Centers for Independent Living.

Race and Hispanic or Latino Origin: 2000

	Grand Traverse County		Michigan
	Number	Percent	Percent
White*	74,258	95.6	78.6
Black*	295	0.4	14.1
American Indian*	699	0.9	0.5
Asian*	382	0.5	1.8
Other*	75	0.1	0.1
Two or more races*	790	1.0	1.6
Hispanic or Latino	1,155	1.5	3.3

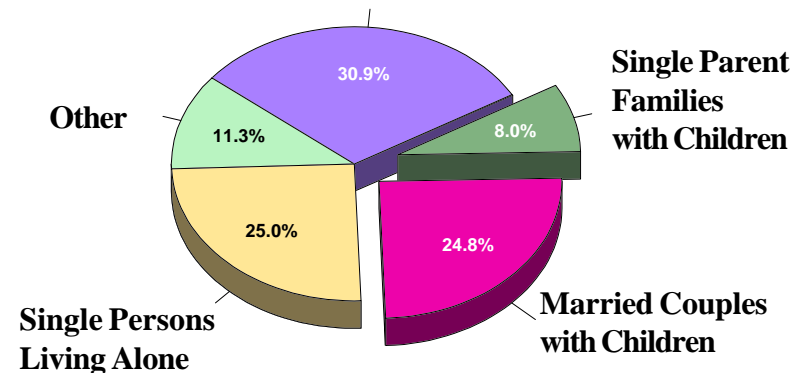
* Not Hispanic or Latino

Households & Families

- There were 636 marriages in Grand Traverse County during 1998, down from 1990 when 765 marriages occurred. Across the state, marriage numbers and rates have fallen since the '70s.
- In Michigan, median age at marriage continues to go up, from age 25 for males and 23 for females in the mid '70s, to age 28 for males and 26 for females in 1998.
- 65.1 percent of all marriages in Michigan in 1998 were first marriages, down from 66.8 percent a decade earlier.
- The divorce rate in Grand Traverse County in 1990 was 10.4 when 336 divorces occurred. In 1998, the rate was 9.6 when 357 marriages ended in divorce.
- In 1998, 37,210 Michigan children were impacted by divorce of their parents. These numbers have declined since 1976 when Michigan reached a peak of 49,555 children involved in divorce.
- In 1990, 2,932 children in Grand Traverse County under age 18 lived with a single parent. This represented 16.8 percent of all children in Grand Traverse. In Michigan, 22.5 percent of all children lived in single parent families.

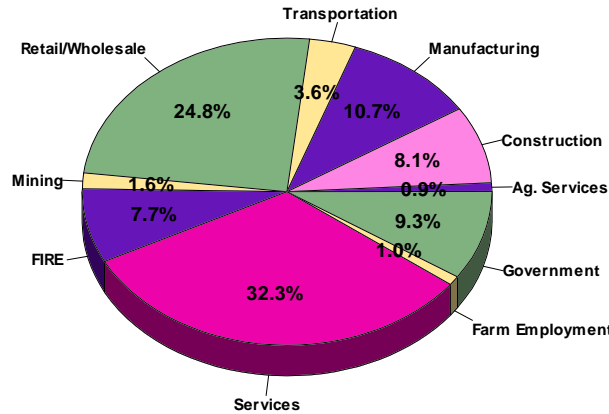
Types of Households in Grand Traverse County

Married Couples without Children



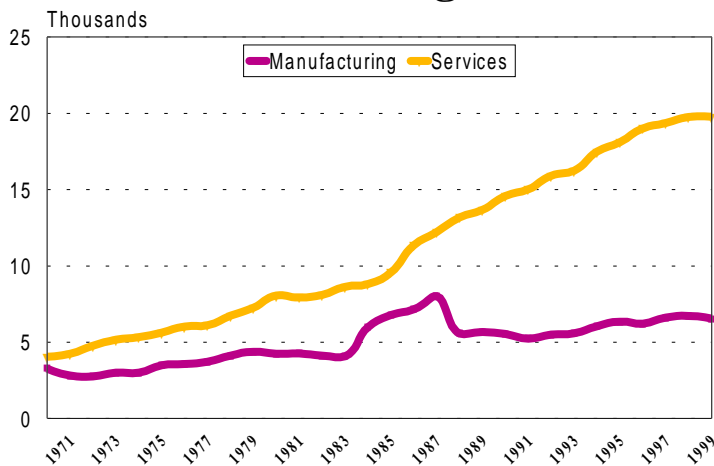
2000 Census of Population and Housing

1999 Employment by Industry in Grand Traverse County



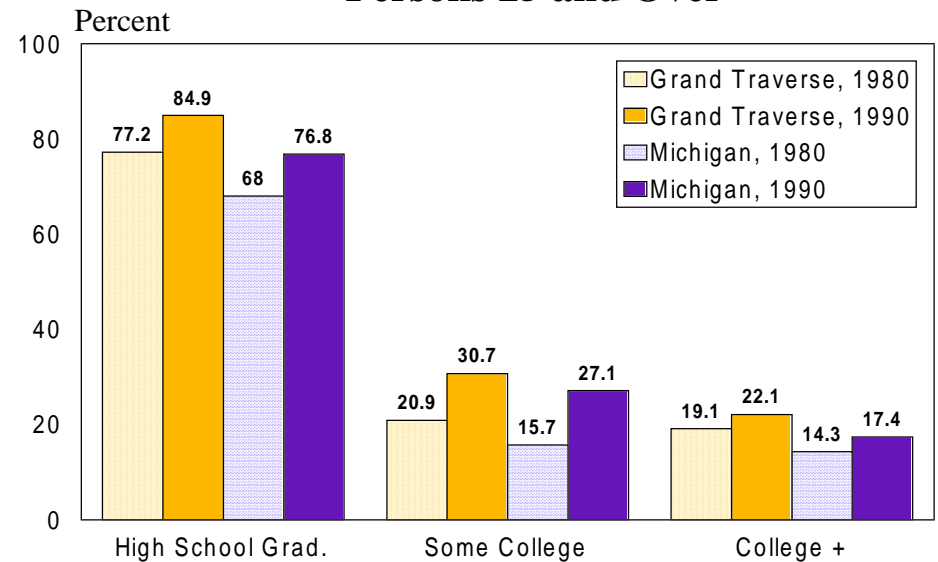
- .. The total number of full- and part-time jobs has increased in Grand Traverse from 46,491 in 1990 to 61,236 in 1999, a 31.7 percent increase.
- .. The Services industry accounted for 32.3% of all employment in 1999, leading Retail and Wholesale Trade by 7.5 percentage points. Jobs in Retail and Wholesale Trade have risen 36.1 percent since 1990.

Jobs in Manufacturing & Services

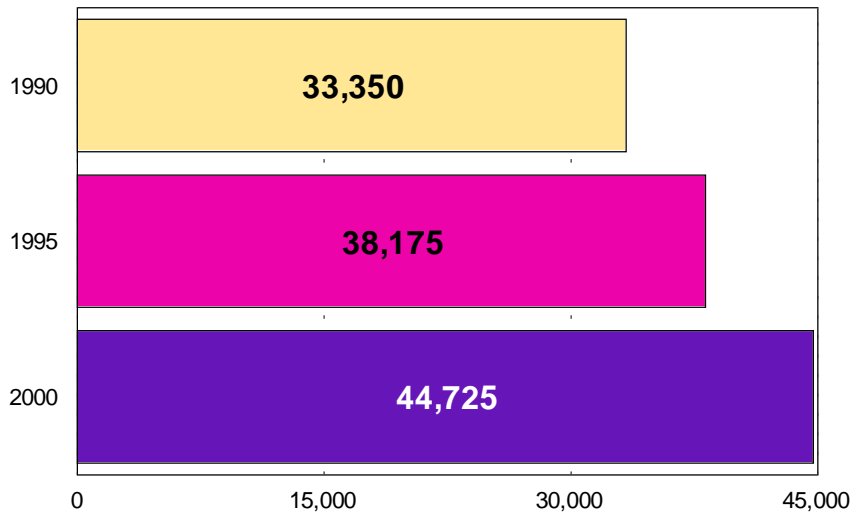


- .. High school graduation rates increased significantly from 1980 to 1990 for persons age twenty-five and over – by 7.7 percentage points in Grand Traverse County and 8.8 percentage points in Michigan. This is due largely to the fact that a much higher rate of young adults (age 25-29) has completed high school than those in older age groups.
- .. Grand Traverse County exceeds Michigan for those persons age 25 and over with a college degree. In 1990, 17.4 percent in Michigan had a college degree; in Grand Traverse County the rate was 22.1 percent. Grand Traverse ranks 7th among Michigan's 83 counties for persons age 25 and over with a college degree.
- .. 198 students dropped out of high school in Grand Traverse County during the 1997-98 school year for a rate of 4.9 percent. This is up from 1994-95 when 21 students dropped out (0.6 percent).

Educational Attainment Persons 25 and Over



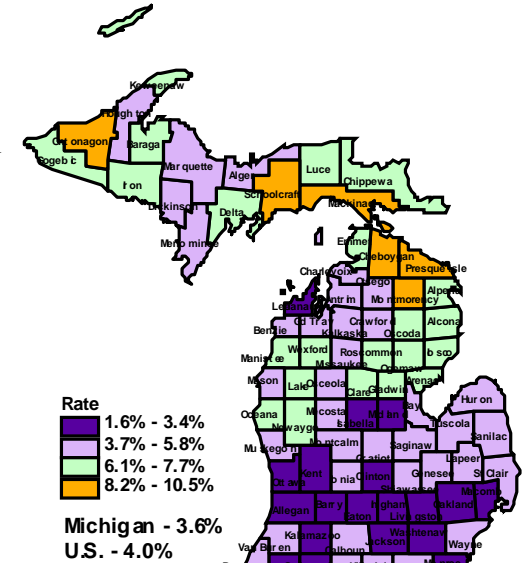
Total Number of Persons Employed in Grand Traverse County



- The Labor Force consists of those who are employed and those currently unemployed but seeking employment. Grand Traverse's labor force has grown from 35,875 in 1990 to 46,450 in 2000.
- In 1990, 93.0 percent of the labor force was employed; in 2000 that increased to 96.3 percent employed.
- 77.0 percent of Grand Traverse's population age 16 and over were in the labor force in 2000, up from 73.9 percent in 1990.
- Eighty-three percent of all women with school age children worked in 1990, over 14 percentage points higher than in 1980. Nearly seven out of ten women with children under age six were in the work force in 1990, compared to less than five out of ten in 1980.

2000 Unemployment Rate

- Even though Michigan's overall unemployment rate was low in 2000, many counties continue to experience high rates.
- Grand Traverse County's annual average unemployment rate in 2000 was 3.7 percent, compared to 3.6 in 1999 and 7.0 percent in 1990. 1,725 people were unemployed in 2000, compared to 2,525 in 1990.
- Michigan experienced high unemployment rates during the early '90s. In 1994 for the first time Michigan's rate was lower than the U.S. rate.



Unemployment Rate: 1980 - 2000

