

Michigan State University Extension



Michigan State University Extension (MSUE) helps people improve their lives through an educational process that applies knowledge to critical issues, needs and opportunities.

Since its beginning, Extension in Michigan has focused on bringing knowledge-based educational programs to the people of the state to improve their lives and communities. Today, community based agents supported by on-campus faculty members are serving every county, providing base programs focusing on agriculture and natural resources; children, youth and families; and community and economic development.

For more information contact:

MSU Extension - Genesee County
County Extension Director
County Building #2
G-4215 West Pasadena
Flint, MI 48504-2376
Phone: 810-244-8500
E-mail: genesee@msue.msu.edu

A portrait of Genesee County



Bringing Knowledge to Life!

MICHIGAN STATE
UNIVERSITY
EXTENSION

MICHIGAN STATE
UNIVERSITY
EXTENSION

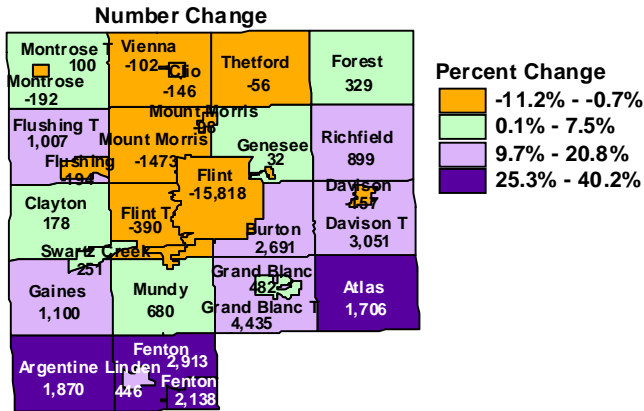
Michigan State University Extension programs and materials are open to all without regard to race, color, national origin, gender, religion, age, disability, political beliefs, sexual orientation, marital status or family status.

Michigan State University, U.S. Department of Agriculture and counties cooperating.
Michigan State University is an affirmative-action, equal-opportunity institution.

Population

Genesee County

Change from 1990 to 2000

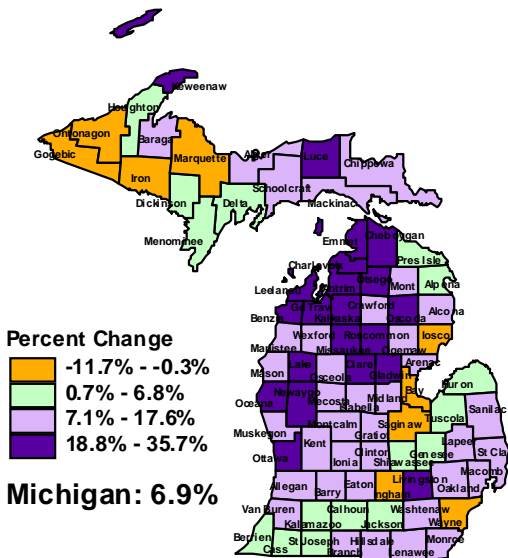


Genesee County had 436,141 people in 2000, ranking as the 5th most populous county in Michigan. The population increased by 5,682 persons, or 1.3% since 1990.

Argentine Township showed the largest percentage gain from 1990 to 2000 at 40.2 percent. Grand Blanc Township showed the largest number gain of 4,435 people.

There were 6,399 live births in Genesee in 1998, of which 916 were to mothers age 19 and under, 4,887 to mothers age 20 to 34 and 596 to mothers age 35 and over.

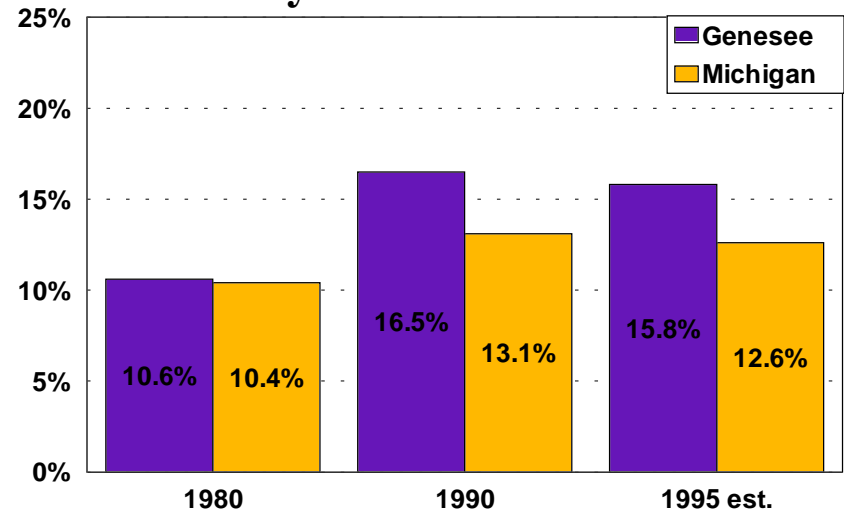
Population change (based on percent change) varied widely across Michigan counties.



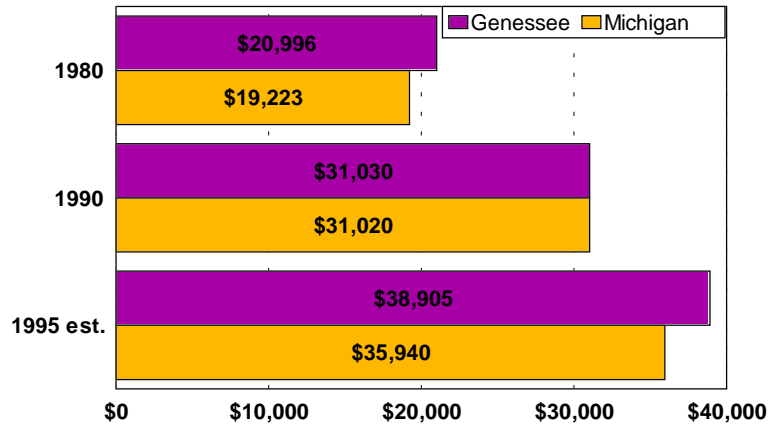
Poverty

- In 1995, 69,348 persons in Genesee County were below the poverty line, decreasing from 70,023 persons in 1990.
- The poverty threshold for a family of four in 1995 was \$15,569. In 1990, it was \$13,360.
- Genesee County ranked 3rd among all Michigan counties on the number of persons in poverty in 1995 and 17th on the poverty rate.
- Children represent the highest poverty rate of any age group. 32,704 kids (ages 0-17) in Genesee County were below the poverty level in 1995. This represents one child in four. In 1990, 30,085 kids were poor.
- The poverty rate for Seniors (persons age 65 and over) in 1990 was 10.0 percent. This was down from the previous decade when the poverty rate for Seniors was 11.4 percent.

Poverty Rates of All Persons



Median Household Income



- Between 1990 and 1995, households in Genesee County experienced an increase in real median income of 7.5 percent, from \$36,182 to \$38,905. Real income is adjusted for inflation based on changes in the Consumer Price Index.
- Compared to other Michigan counties, Genesee County ranked 15th in 1995 in median household income.
- Michigan leads most other Mid-West states in median household income at \$38,127 (1996 est.) ranking 4th among the 12 states in the region. Nationally, we rank in the top third. The U.S. median income was \$35,492.
- PerCapita income in Genesee County in 1998 was \$23,947, compared to \$21,817 in 1990 (in 1998 dollars), a 9.8 percent increase.

Household Income Distribution*

	\$ 0 - \$24,999	\$25,000 - 49,999	\$50,000 +
Genesee	42.0%	32.8%	25.2%
Michigan	40.6%	34.1%	25.5%

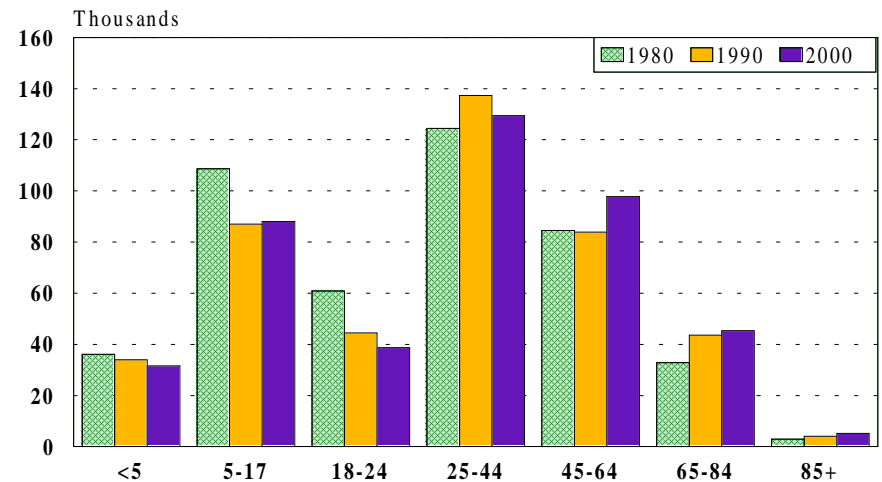
* 1990 Census of Population & Housing

The Median age of Genesee residents continues to go up:

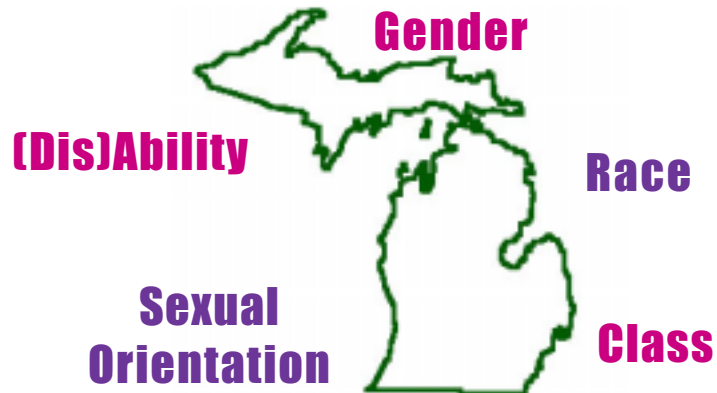
	1980	1990	2000
Genesee	27.4	32	35.0
Michigan	28.8	32.6	35.5
U.S.	30.0	33.0	35.3

- Of the 436,141 people who lived in Genesee in 2000, 61.0 percent were between 18 and 64 years of age; the remaining 39.0 percent included 7.3 percent children under the age of 5, 20.2 percent youth ages 5 to 17 and 11.6 percent over the age of 65.
- The fastest growing age group is the 45 to 64 year-olds, which includes the oldest of the “baby boomers.” This group grew by 13,942 or 16.6 percent since 1990.
- “Seasoned citizens,” those age 65 and over, grew by 6,950 or 15.9 percent since 1990. One in eight Genesee residents is age 65 or older.

Age Distribution in Genesee County



Multiculturalism



- In 2000, Genesee County's population included 209,692 males and 226,449 females, or 48.1 percent and 51.9 percent respectively. For Michigan, males represent 48.7 percent and females 51.3 percent.
- Of the 169,825 households living in Genesee County in 2000, 124,340 or 73.2 percent owned their own home and 45,485 or 26.8 percent rented. For Michigan, the rate of home ownership was 71.0 percent and those renting 29.0 percent.
- Six to ten percent of the U.S. population are gay, lesbian, bisexual or transgendered persons according to the *Cultural Diversity Sourcebook*.
- One out of five Michigan citizens, approximately two million people, experience a disability according to the Michigan Centers for Independent Living.

Race and Hispanic or Latino Origin: 2000

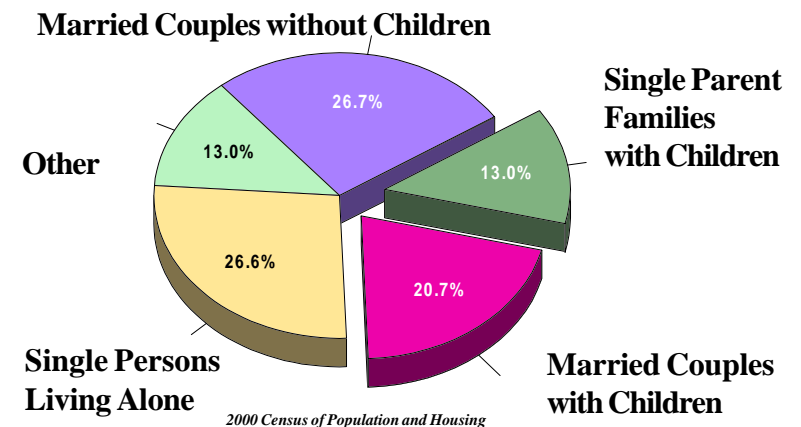
	Genesee County		Michigan
	Number	Percent	Percent
White*	323,136	74.1	78.6
Black*	88,356	20.3	14.1
American Indian*	2,171	0.5	0.5
Asian*	3,487	0.8	1.8
Other*	621	0.1	0.1
Two or more races*	8,218	1.9	1.6
Hispanic or Latino	10,152	2.3	3.3

* Not Hispanic or Latino or Latino

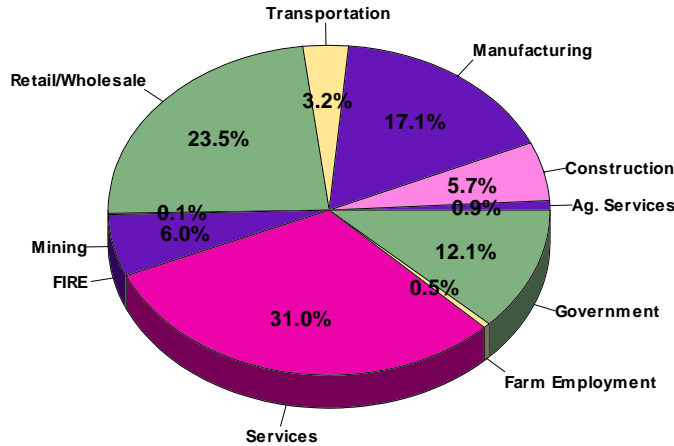
Households & Families

- There were 3,096 marriages in Genesee County during 1998, down from 1990 when 3,712 marriages occurred. Across the state, marriage numbers and rates have fallen since the '70s.
- In Michigan, median age at marriage continues to go up, from age 25 for males and 23 for females in the mid '70s, to age 28 for males and 26 for females in 1998.
- 65.1 percent of all marriages in Michigan in 1998 were first marriages, down from 66.8 percent a decade earlier.
- The divorce rate in Genesee County in 1990 was 8.1 when 1,750 divorces occurred. In 1998, the rate was 8.7 when 1,898 marriages ended in divorce.
- In 1998, 37,210 Michigan children were impacted by divorce of their parents. These numbers have declined since 1976 when Michigan reached a peak of 49,555 children involved in divorce.
- In 1990, 36,856 children in Genesee County under age 18 lived with a single parent. This represented 30.5 percent of all children in Genesee. In Michigan, 22.5 percent of all children lived in single parent families.

Types of Households in Genesee County

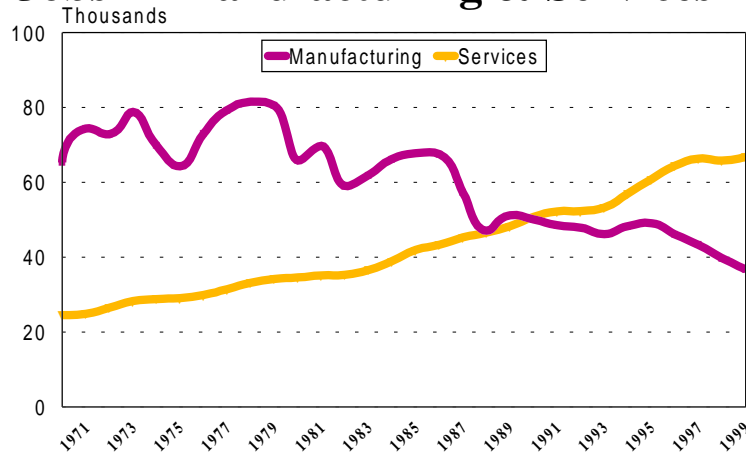


1999 Employment by Industry in Genesee County



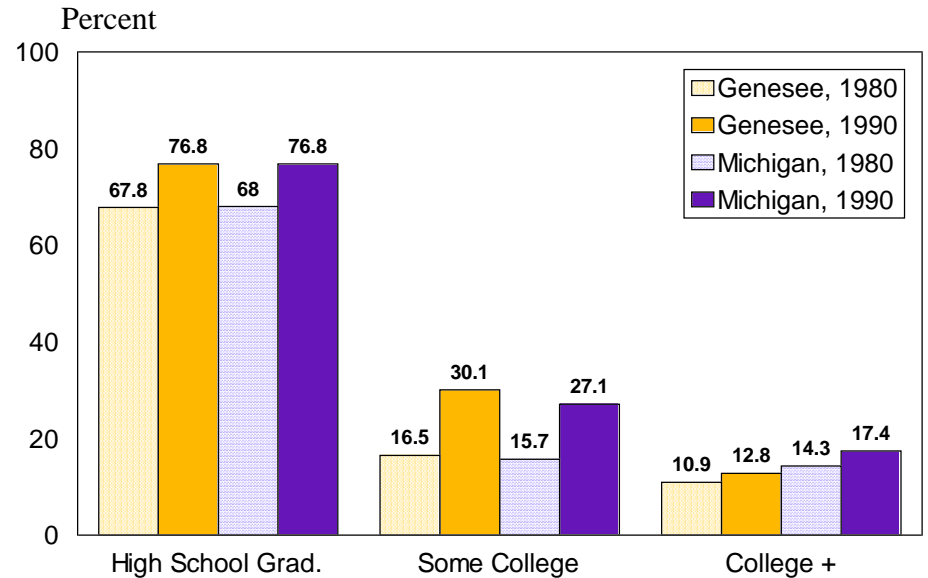
- The total number of full- and part-time jobs has increased in Genesee from 202,618 in 1990 to 214,868 in 1999, a 6.0 percent increase.
- The Services industry accounted for 31.0% of all employment in 1999, leading Retail and Wholesale Trade by 5.7 percentage points. Jobs in Services have risen the fastest of all industries, climbing 29.7 percent since 1990.

Jobs in Manufacturing & Services

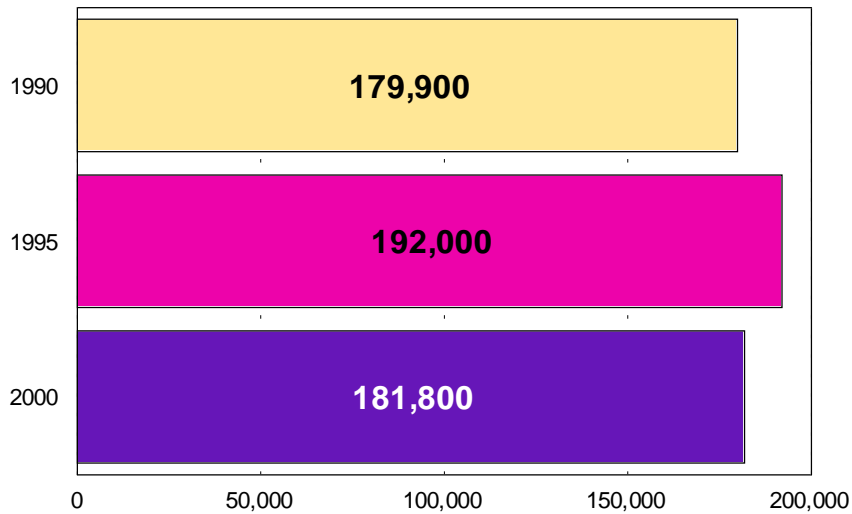


- High school graduation rates increased significantly from 1980 to 1990 for persons age twenty-five and over – by 9.0 percentage points in Genesee County and 8.8 percentage points in Michigan. This is due largely to the fact that a much higher rate of young adults (age 25-29) has completed high school than those in older age groups.
- Genesee County lags behind Michigan for those persons age 25 and over with a college degree. In 1990, 17.4 percent in Michigan had a college degree; in Genesee County the rate was 12.8 percent. Genesee ranks 30 among Michigan's 83 counties for persons age 25 and over with a college degree.
- 917 students dropped out of high school in Genesee County during the 1997-98 school year for a rate of 4.6 percent. This is little change from 1990-91 when 954 students dropped out (4.5 percent).

Educational Attainment Persons 25 and Over



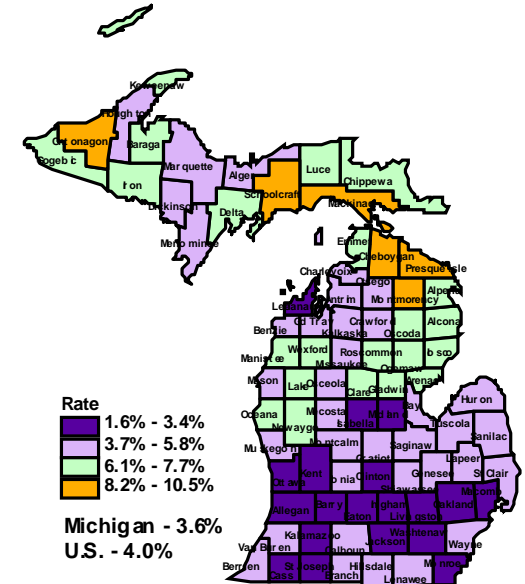
Total Number of Persons Employed in Genesee County



- The Labor Force consists of those who are employed and those currently unemployed but seeking employment. Genesee's labor force has declined from 199,500 in 1990 to 192,300 in 2000.
- In 1990, 90.2 percent of the labor force was employed; in 2000 that increased to 94.5 percent employed.
- 58.4 percent of Genesee's population age 16 and over were in the labor force in 2000, down from 61.8 percent in 1990.
- Sixty-nine percent of all women with school age children worked in 1990, over 11 percentage points higher than in 1980. Over five out of ten women with children under age six were in the work force in 1990, compared four out of ten in 1980.

2000 Unemployment Rate

- Even though Michigan's overall unemployment rate was low in 2000, many counties continue to experience high rates.
- Genesee County's annual average unemployment rate in 2000 was 5.4 percent, compared to 5.5 percent in 1999 and 9.8 percent in 1990. 10,500 people were unemployed in 2000, compared to 19,600 in 1990.
- Michigan experienced high unemployment rates during the early '90s. In 1994 for the first time Michigan's rate was lower than the U.S. rate.



Unemployment Rate: 1980 - 2000

