

Michigan State University Extension



Michigan State University Extension (MSUE) helps people improve their lives through an educational process that applies knowledge to critical issues, needs and opportunities.

Since its beginning, Extension in Michigan has focused on bringing knowledge-based educational programs to the people of the state to improve their lives and communities. Today, community based agents supported by on-campus faculty members are serving every county, providing base programs focusing on agriculture and natural resources; children, youth and families; and community and economic development.

For more information contact:

MSU Extension - Alpena County
County Extension Director
603 South 11th Avenue
Alpena, MI 49707-2645
Phone: 989-354-9870
E-mail: alpena@msue.msu.edu

A portrait of

Alpena County



Bringing Knowledge to Life!

MICHIGAN STATE
UNIVERSITY
EXTENSION

MICHIGAN STATE
UNIVERSITY
EXTENSION

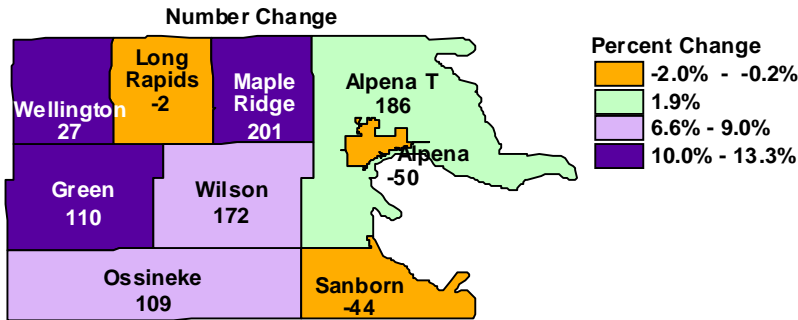
Michigan State University Extension programs and materials are open to all without regard to race, color, national origin, gender, religion, age, disability, political beliefs, sexual orientation, marital status or family status.

Michigan State University, U.S. Department of Agriculture and counties cooperating. Michigan State University is an affirmative-action, equal-opportunity institution.

Population

Alpena County

Change from 1990 to 2000

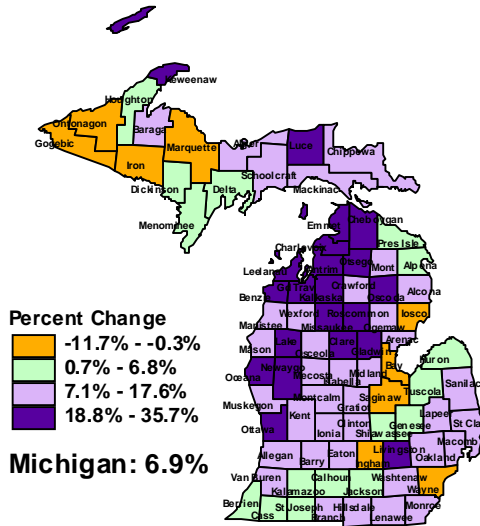


Alpena County had 31,314 people in 2000, ranking as the 47th most populous county in Michigan. The population increased by only 709 persons, or 2.3 percent since 1990.

Maple Ridge Township showed the largest percentage gain from 1990 to 2000 at 13.3 percent. Maple Ridge Township also showed the largest number gain of 201 people.

There were 340 live births in Michigan in 1998, of which 40 were to mothers age 19 and under, 263 to mothers age 20 to 34 and 37 to mothers age 35 and over.

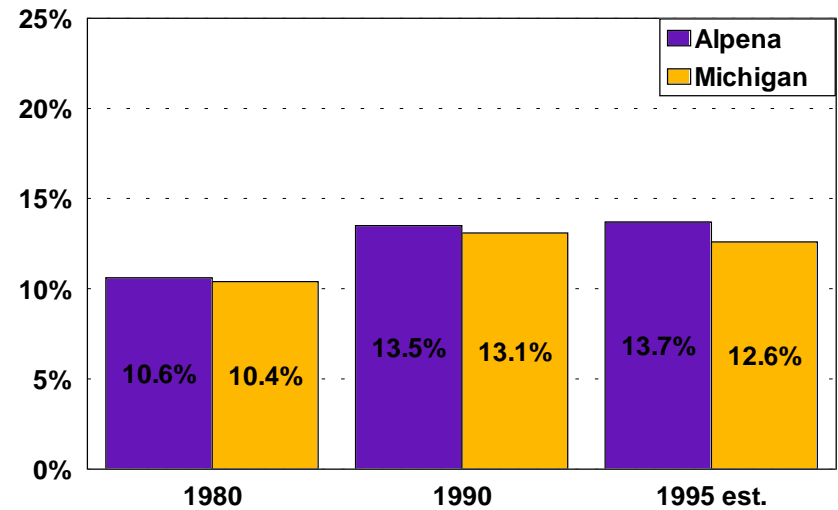
Population change (based on percent change) varied widely across Michigan counties.



Poverty

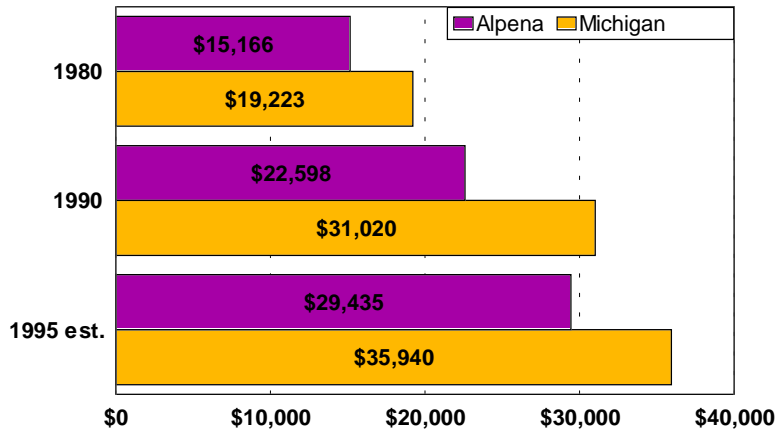
- In 1995, 4,254 persons in Alpena County were below the poverty line, increasing from 4,087 persons in 1990.
- The poverty threshold for a family of four in 1995 was \$15,569. In 1990, it was \$13,360.
- Alpena County ranked 48th among all Michigan counties on the number of persons in poverty in 1995 and 39th on the poverty rate.
- Children represent the highest poverty rate of any age group. 1,579 kids (ages 0-17) in Alpena County were below the poverty level in 1995. This represents one child in five. In 1990, 1,361 kids were poor.
- The poverty rate for Seniors (persons age 65 and over) in 1990 was 13.4 percent. This was down from the previous decade when the poverty rate for Seniors was 18.6 percent.

Poverty Rates of All Persons



Household Income

Median Household Income



- Between 1990 and 1995, households in Alpena County experienced an increase in real median income of 11.7 percent, from \$26,350 to \$29,435. Real income is adjusted for inflation based on changes in the Consumer Price Index.
- Compared to other Michigan counties, Alpena County ranked 55th in 1995 in median household income.
- Michigan leads most other Mid-West states in median household income at \$38,127 (1996 est.) ranking 4th among the 12 states in the region. Nationally, we rank in the top third. The U.S. median income was \$35,492.
- Per Capita income in Alpena County in 1998 was \$22,125, compared to \$19,016 in 1990 (in 1998 dollars), a 16.3 percent increase.

Household Income Distribution*

	\$ 0 - \$24,999	\$25,000 - 49,999	\$50,000 +
Alpena County	54.2%	32.9%	12.8%
Michigan	40.6%	34.1%	25.5%

* 1990 Census of Population & Housing

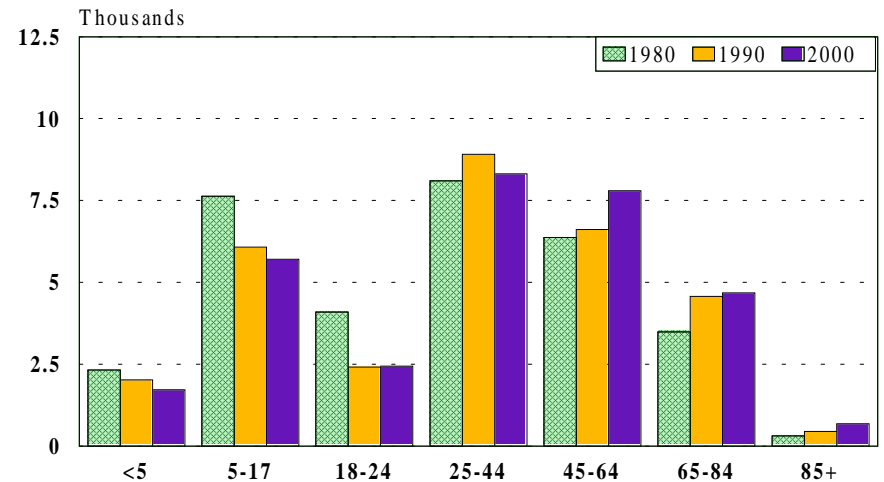
Age

The Median age of Alpena residents continues to go up:

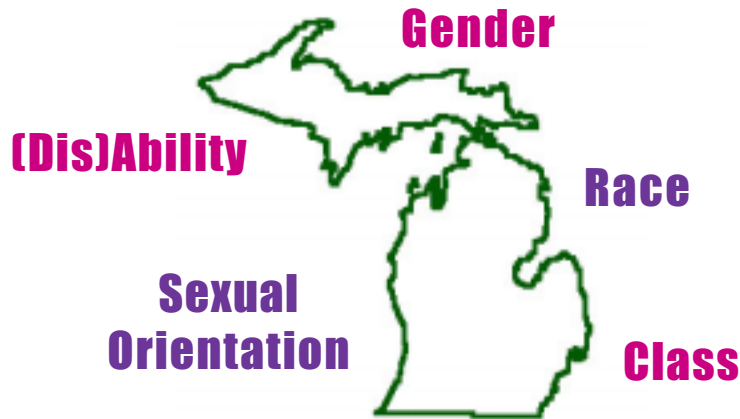
	1980	1990	2000
Alpena	29.4	35.3	40.4
Michigan	28.8	32.6	35.5
U.S.	30.0	33.0	35.3

- Of the 31,314 people who lived in Alpena in 2000, 59.2 percent were between 18 and 64 years of age; the remaining 40.8 percent included 5.5 percent children under the age of 5, 18.2 percent youth ages 5 to 17 and 17.1 percent over the age of 65.
- The fastest growing age group is the 45 to 64 year -olds, which includes the oldest of the “baby boomers.” This group grew by 1,185 or 17.9 percent since 1990.
- “Seasoned citizens,” those age 65 and over, grew by 788 or 17.2 percent since 1990. One in seven Alpena residents is age 65 or older.

Age Distribution in Alpena County



Multiculturalism



- .. In 2000, Alpena County's population included 15,223 males and 16,091 females, or 48.6 percent and 51.4 percent respectively. For Michigan, males represent 48.7 percent and females 51.3 percent.
- .. Of the 12,818 households living in Alpena County in 2000, 10,145 or 79.1 percent owned their own home and 2,673 or 20.9 percent rented. For Michigan, the rate of home ownership was 71.0 percent and those renting 29.0 percent.
- .. Six to ten percent of the U.S. population are gay, lesbian, bisexual or transgendered persons according to the *Cultural Diversity Sourcebook*.
- .. One out of five Michigan citizens, approximately two million people, experience a disability according to the Michigan Centers for Independent Living.

Race and Hispanic or Latino Origin: 2000

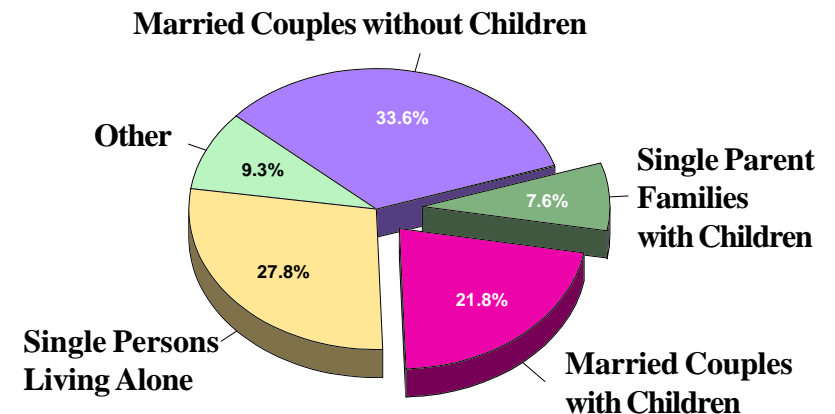
	Alpena County		Michigan
	Number	Percent	Percent
White*	11,419	97.4	78.6
Black*	19	0.2	14.1
American Indian*	71	0.6	0.5
Asian*	19	0.2	1.8
Other	5	0.0	0.1
Two or more races*	105	0.9	1.6
Hispanic or Latino	81	0.7	3.3

* Not Hispanic or Latino

Household & Families

- .. There were 217 marriages in Alpena County during 1998, down from 248 marriages in 1990 when 248 marriages occurred. Across the state, marriage numbers and rates have fallen since the '70s.
- .. In Michigan, median age at marriage continues to go up, from age 25 for males and 23 for females in the mid-'70s, to age 28 for males and 26 for females in 1998.
- .. 65.1 percent of all marriages in Michigan in 1998 were first marriages, down from 66.8 percent a decade earlier.
- .. The divorce rate in Alpena County in 1990 was 8.5 when 130 divorces occurred. In 1998, the rate was 8.9 when 136 marriages ended in divorce.
- .. In 1998, 37,210 Michigan children were impacted by divorce of their parents. These numbers have declined since 1976 when Michigan reached a peak of 49,555 children involved in divorce.
- .. In 1990, 1,384 children in Alpena County under age 18 lived with a single parent. This represented 17.2 percent of all children in Alpena. In Michigan, 22.5 percent of all children lived in single parent families.

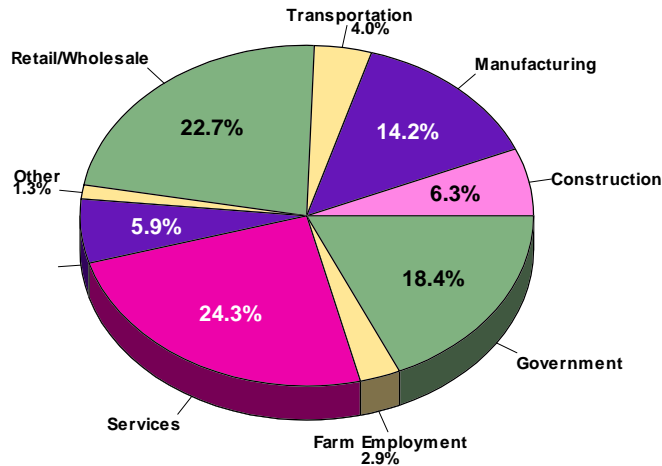
Types of Households in Alpena County



2000 Census of Population and Housing

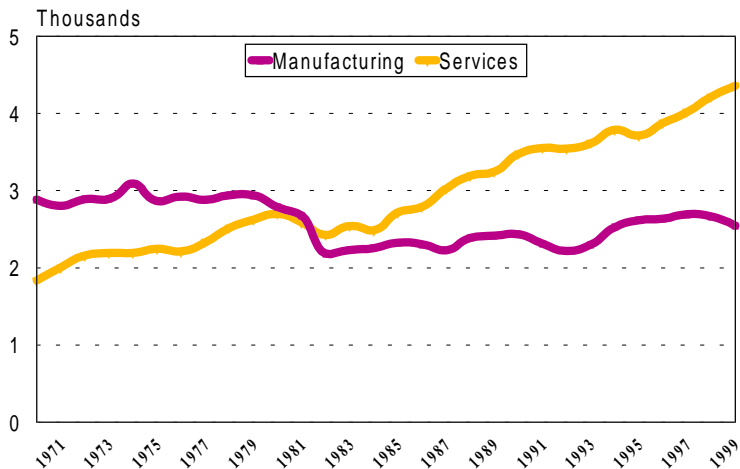
Employment

1999 Employment by Industry in Alpena County



- The total number of full- and part-time jobs has increased in Alpena from 15,323 in 1990 to 17,954 in 1999, a 17.2 percent increase.
- The Services industry accounted for 24.3% of all employment in 1999, leading Retail and Wholesale Trade by 1.6 percentage points. Jobs in Services have risen the fastest of all industries, climbing 25.4 percent since 1990.

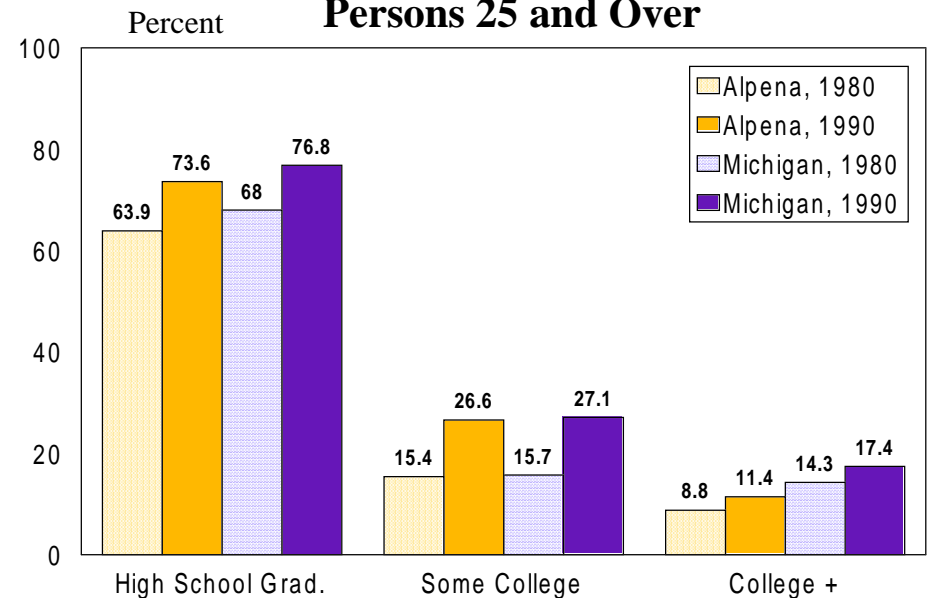
Jobs in Manufacturing & Services



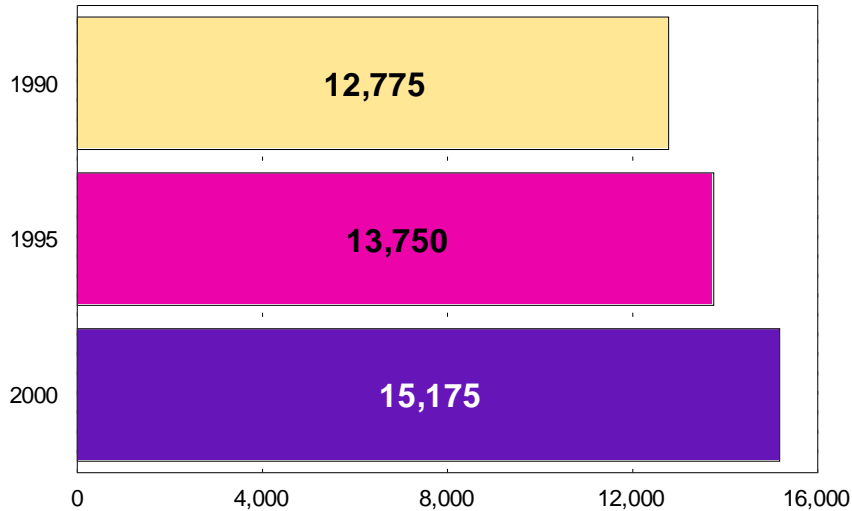
Education

- High school graduation rates increased significantly from 1980 to 1990 for persons age twenty-five and over – by 9.7 percentage points in Alpena County and 8.8 percentage points in Michigan. This is due largely to the fact that a much higher rate of young adults (age 25-29) has completed high school than those in older age groups.
- Alpena County lags behind Michigan for those persons age 25 and over with a college degree. In 1990, 17.4 percent in Michigan had a college degree; in Allegan County the rate was 11.4 percent. Alpena ranks 38th among Michigan's 83 counties for persons age 25 and over with a college degree.
- 74 students dropped out of high school in Alpena County during the 1997-98 school year for a rate of 4.2 percent. This is down from 1990-91 when 124 students dropped out (7.1 percent).

Educational Attainment Persons 25 and Over



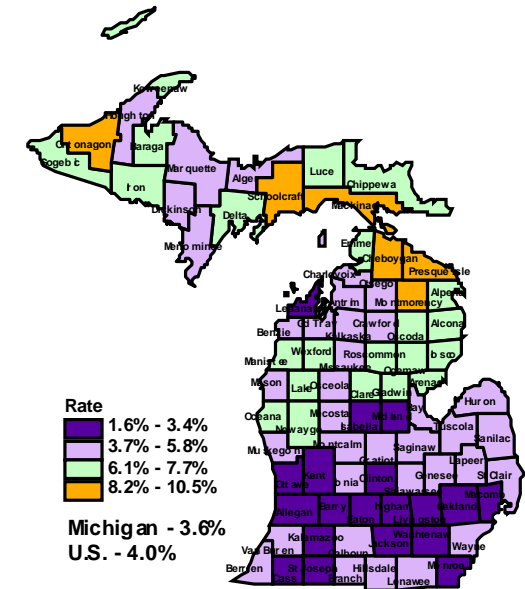
Total Number of Persons Employed in Alpena County



- The Labor Force consists of those who are employed and those currently unemployed but seeking employment. Alpena's labor force has grown from 14,275 in 1990 to 16,175 in 2000.
- In 1990, 89.5 percent of the labor force was employed; in 2000 that increased to 93.8 percent employed.
- 65.1 percent of Alpena's population age 16 and over were in the labor force in 2000, up from 60.9 percent in 1990.
- Seventy-three percent of all women with school age children worked in 1990, nearly 15 percentage points higher than in 1980. Nearly six out of ten women with children under age six were in the work force in 1990, compared to four out of ten in 1980.

2000 Unemployment Rate

- Even though Michigan's overall unemployment rate was low in 2000, many counties continue to experience high rates.
- Alpena County's annual average unemployment rate in 2000 was 6.2 percent, compared to 6.5 percent in 1999 and 10.5 percent in 1990. 1000 people were unemployed in 2000, compared to 1,500 in 1990.
- Michigan experienced high unemployment rates during the early '90s. In 1994 for the first time Michigan's rate was lower than the U.S. rate.



Unemployment Rate: 1980 - 2000

